


















International Fibreboard Casecode

This code which is prepared in collaboration with ESBO (The European Solid Board Organisation), contains a methodical presentation of all existing box design styles, a code number being assigned to each design. As a reference document, the code is used world-wide and it has been adopted by the United Nations.

Symbols used in drawings and computer systems.

Drawing symbol	Computer code	Description
Cuts, scores, slits etc.		
	CL	contours of erected cases or cutting lines of case blanks
	SC	slotted cuts
	CI	crease lines (inward bend)
	CO	crease lines (outward bend)
	SI	slit-score lines (inward bend)
	SO	slit-score lines(outwardbend)
	DS	double-score lines
	PL	perforation lines
	SE	soft edge cutting lines
	TP	tear perforation
Manufacturer's joint		
	SJ	Stitched joint
	TJ	Taped joint
	GJ	Glued joint
Openings		
	PC	handholds stripped
	UC	handholds non-stripped
	NC	handholds non-stripped
Flute direction		
	FD	Flute direction indicator

Case dimensions

Unless otherwise specified all dimensions are expressed as internal dimensions in mm as follows:

Length (L) x Breadth (B) x Height (H)

Length (L) the longer dimension at the opening

Breadth (B) = the shorter dimension at the opening

Height (H) -the dimension from the top of the opening to the base

The dimensions L B. H are specified in each description of the case construction, for some models the numerical value of B can exceed the numerical value of L. Dimensions should be measured under standard climate conditions, on the flat blank from the centre of crease bearing the thickness of the material in mind.

For telescope type boxes the height (h) of the upper part (lid) should be given as a fourth measurement after an oblique stroke, i.e.

355 x 205 x 120/40 mm

(L) (B) (H) (h)

For cases with overlapping outer flaps the length of the area of overlapping (o) should be given as a fourth measurement after an oblique stroke. i.e.

355 x 205 x 120/ 40 mm

(L) (B) (H) (o)

Sheet dimensions

Unless otherwise specified, the dimensions of a corrugated sheet are expressed in mm as follows:

1st dimension x 2nd dimension

1st dimension=along the glue lines

2nd dimension =across the glue lines

Style versions

Several case types may have derived versions without the necessity to create a new style. In this case a suffix should be added to the basic style number separated by a dash.

Example 0201-2.

Aversion may be unique to individual manufacturers.

Combination of types

The construction styles shown are of the basic types of fibreboard cases. If the ultimate construction is a combination of two or three basic models. e.g. flap arrangements, they may also be described as follows:

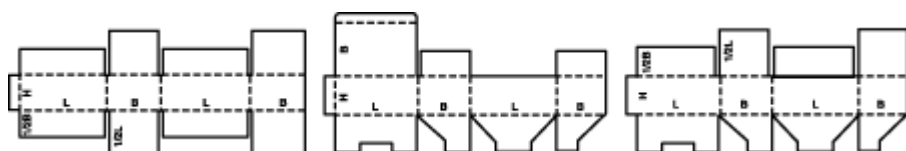
Top flaps as 0204, Bottom flaps as 0215

This type may also be described as 0204/0215 (Top flaps. Bottom flaps).

0204

0215

0204/0215



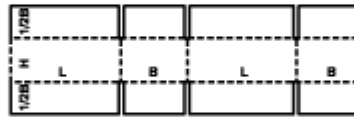
Styles and the manufacturers joint

The drawing style layouts as shown in this Code may need to be re-arranged depending on the Manufacturers Joint chosen. Some styles may have a Manufacturers Joint which maybe glued, stitched or taped. A glued or stitched Joint may be an extension of either the short or the long panel. The sketches show how these would be indicated on a drawing:

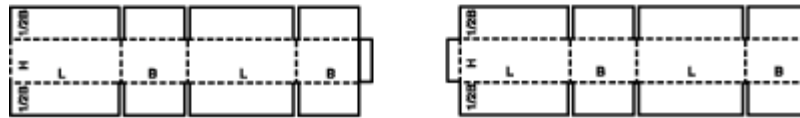
Example for all styles:



0201



Taped joint



Glued or stitched joint

This applies to all designs in this Code.

Manual of Automated erection

Each design style includes one of the following indications

M - usually manual erection

A - usually automated erection

M/A - can be either manual or automated

M+A - requires a combination of both

These indications are based on current practice and are intended to give additional information to specifiers and users

Some manually erected cases can be closed automatically (e.g : 0216 or 0712)

Closure of boxes

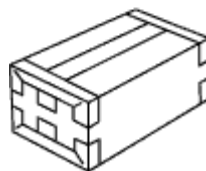
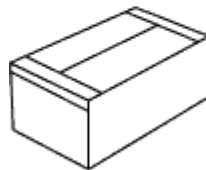
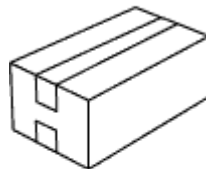
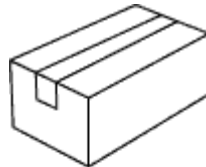
Correct and effective closure of the packages is as important as the packaging construction itself.

The following methods of closure are possible either singly or in combination:

- by gluing, cold or hot
- by taping
- by interlocking
- by stitching

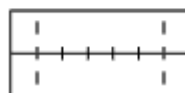
Closure by taping

This can be done according to the example shown



Closure by stitching

This can be done according to the example shown



General Remarks

Please note that several case designs contained in the Code under a specific number could also be classified under other basic type groups.


FULL CODE XXXX–XXXX	
STYLE	STYLE VERSION
XXXX	–XXXX
The standard recognised shape/design from this code	The version number to differentiate the variation from the standard design (corresponding to an individual drawing or CAD/CAM library).

Category : 01

Commercial rolls and sheets.

Description : 0100

Montage :



Description : 0110

Montage :

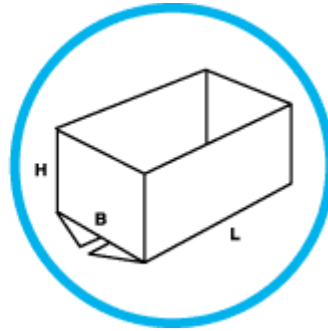
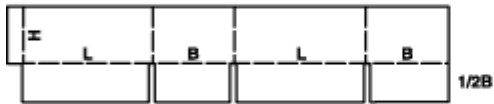


Category : 02

Slotted-type boxes consist of basically one piece with a glued, stitched or taped manufacturers joint and top and bottom flaps. They are shipped flat, ready to use and require closing using the flaps provided.

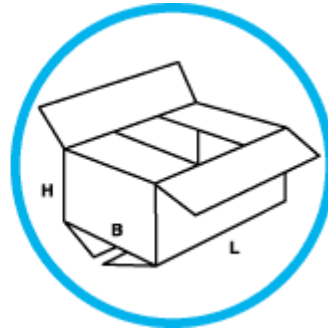
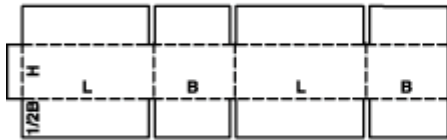
Description : 0200

Montage : M/A



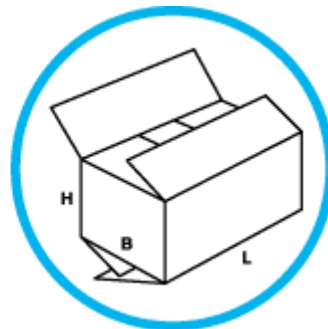
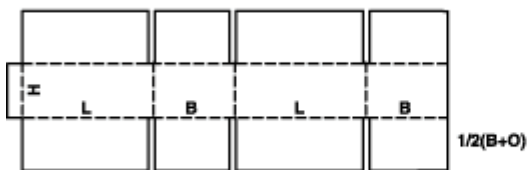
Description : 0201

Montage : M/A



Description : 0202

Montage : M/A

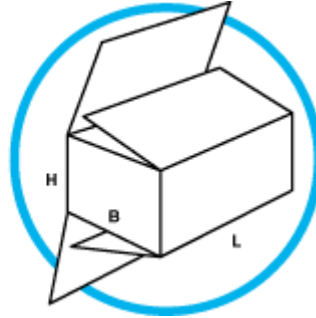
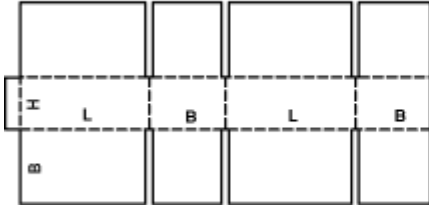


Category : 02

Slotted-type boxes consist of basically one piece with a glued, stitched or taped manufacturers joint and top and bottom flaps. They are shipped flat, ready to use and require closing using the flaps provided.

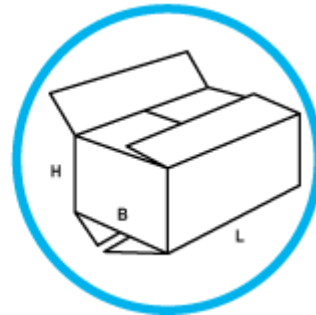
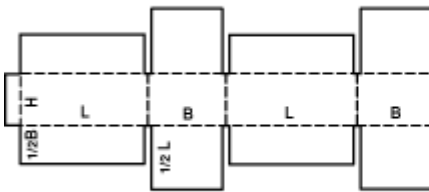
Description : 0203

Montage : M/A



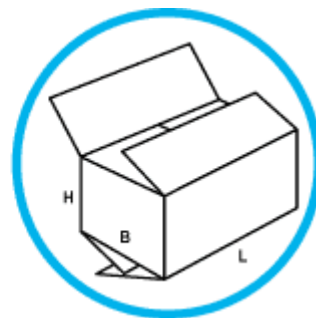
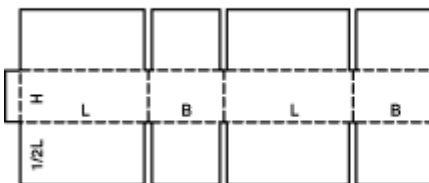
Description : 0204

Montage : M/A



Description : 0205

Montage : M/A

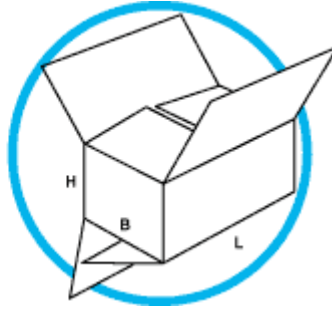
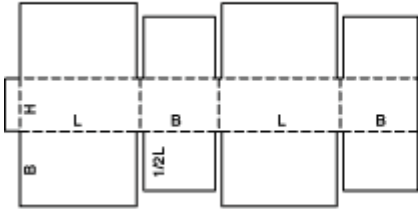


Category : 02

Slotted-type boxes consist of basically one piece with a glued, stitched or taped manufacturers joint and top and bottom flaps. They are shipped flat, ready to use and require closing using the flaps provided.

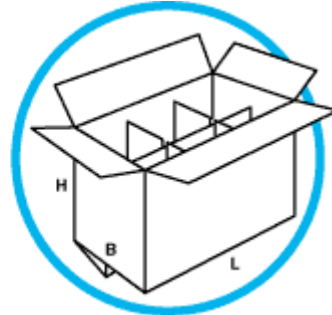
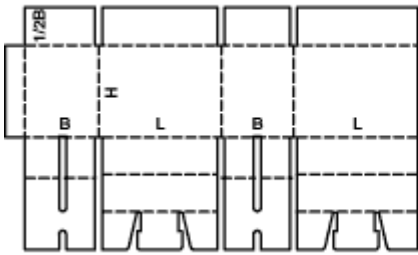
Description : 0206

Montage : M/A



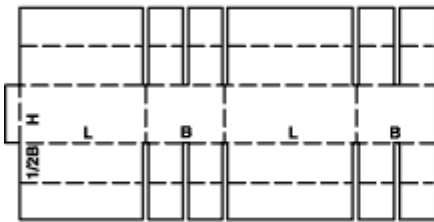
Description : 0207

Montage : M



Description : 0208

Montage : M

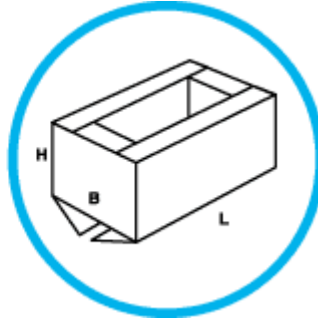
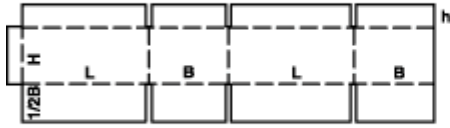


Category : 02

Slotted-type boxes consist of basically one piece with a glued, stitched or taped manufacturers joint and top and bottom flaps. They are shipped flat, ready to use and require closing using the flaps provided.

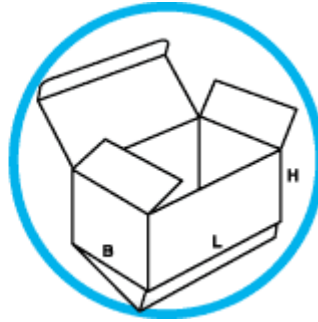
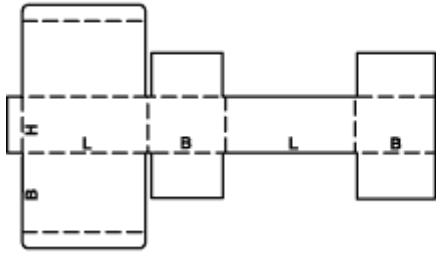
Description : 0209

Montage : M/A



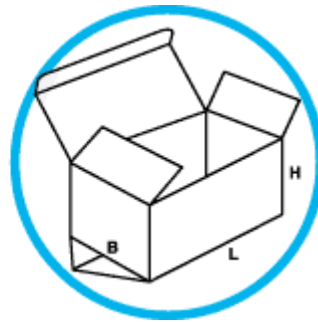
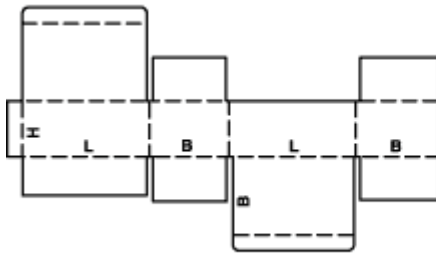
Description : 0210

Montage : M



Description : 0211

Montage : M

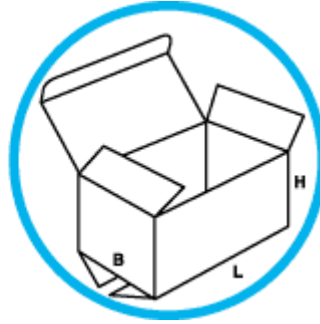
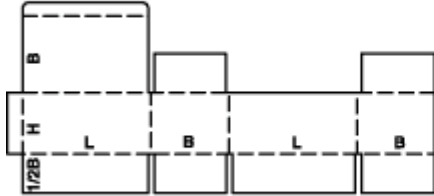


Category : 02

Slotted-type boxes consist of basically one piece with a glued, stitched or taped manufacturers joint and top and bottom flaps. They are shipped flat, ready to use and require closing using the flaps provided.

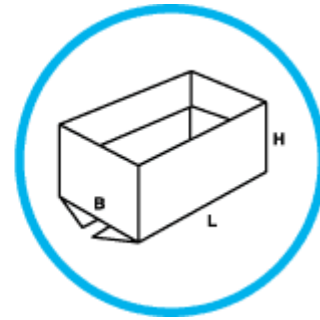
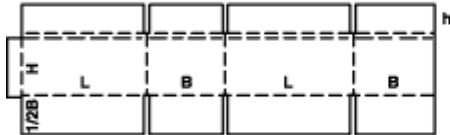
Description : 0212

Montage : M/A



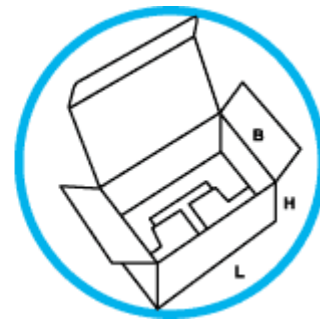
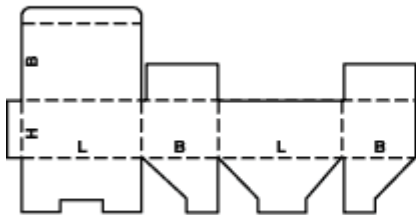
Description : 0214

Montage : M



Description : 0215

Montage : M

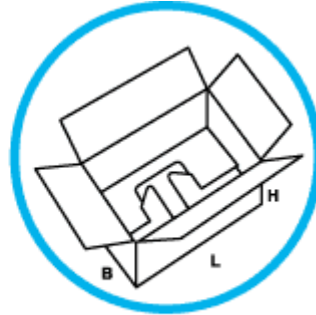
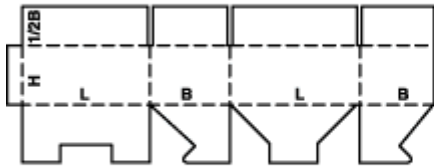


Category : 02

Slotted-type boxes consist of basically one piece with a glued, stitched or taped manufacturers joint and top and bottom flaps. They are shipped flat, ready to use and require closing using the flaps provided.

Description : 0216

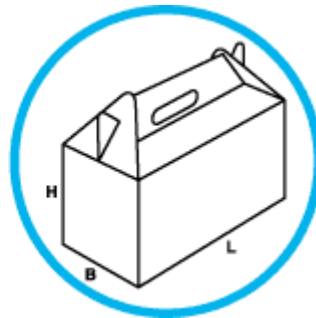
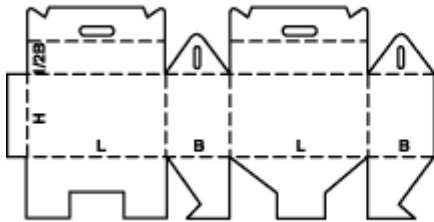
Montage : M



Closure of top can be automated
La fermeture du dessus peut être automatisée
Derverschluss des aufsatzes kann automatisiert werden

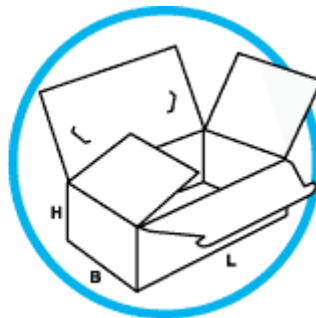
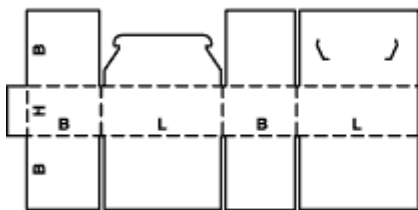
Description : 0217

Montage : M



Description : 0218

Montage : M

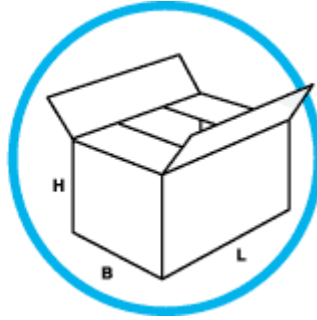
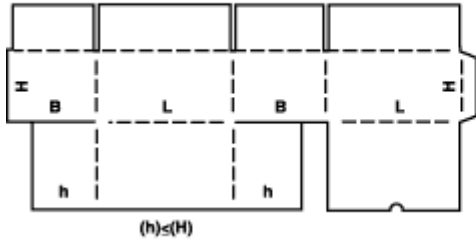


Category : 02

Slotted-type boxes consist of basically one piece with a glued, stitched or taped manufacturers joint and top and bottom flaps. They are shipped flat, ready to use and require closing using the flaps provided.

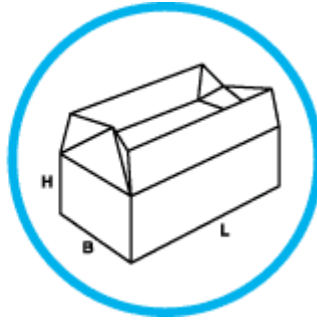
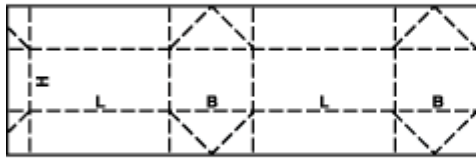
Description : 0225

Montage : M



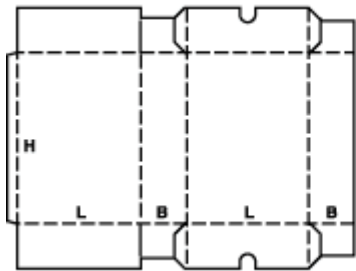
Description : 0226

Montage : M



Description : 0227

Montage : M

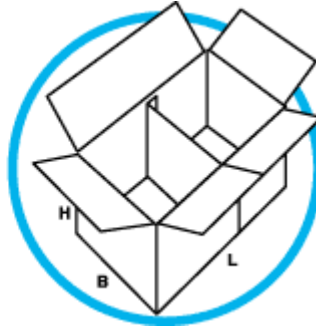
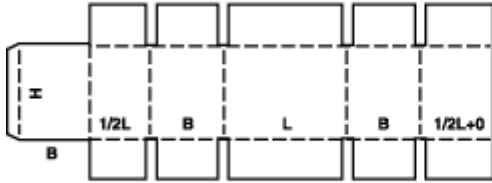


Category : 02

Slotted-type boxes consist of basically one piece with a glued, stitched or taped manufacturers joint and top and bottom flaps. They are shipped flat, ready to use and require closing using the flaps provided.

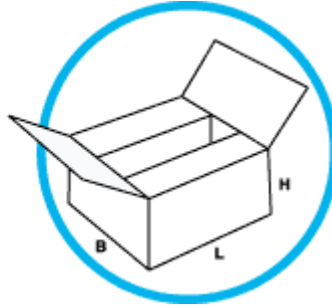
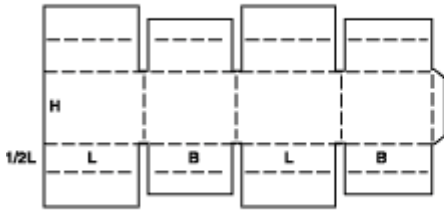
Description : 0228

Montage : M/A



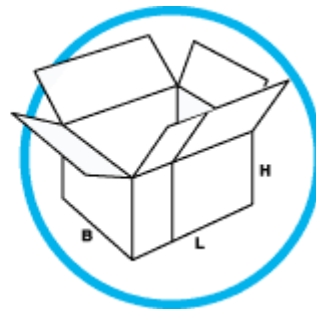
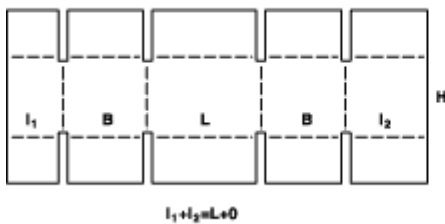
Description : 0229

Montage : M



Description : 0230

Montage : M/A

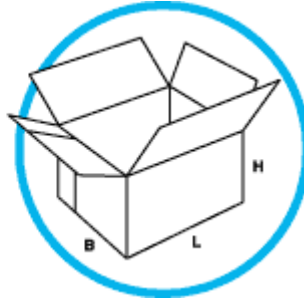
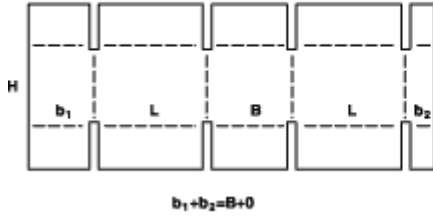


Category : 02

Slotted-type boxes consist of basically one piece with a glued, stitched or taped manufacturers joint and top and bottom flaps. They are shipped flat, ready to use and require closing using the flaps provided.

Description : 0231

Montage : M/A

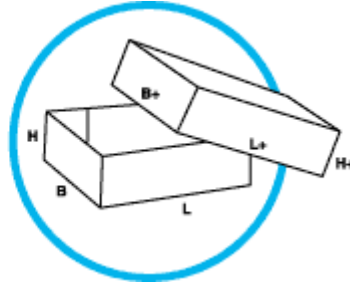
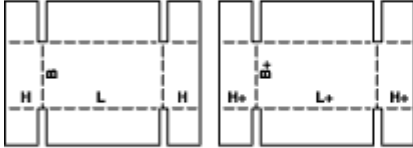


Category : 03

Telescope-type boxes consist of more than one piece and are characterised by a lid and/or bottom telescoping over the body of the box.

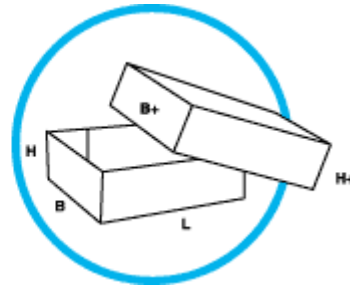
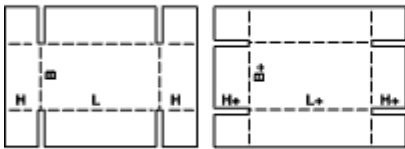
Description : 0300

Montage : M/A



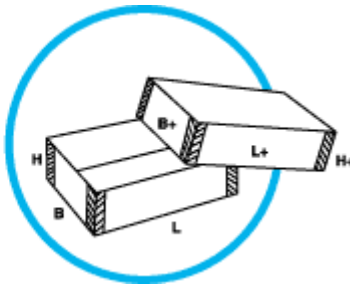
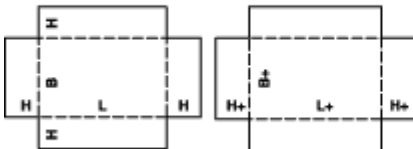
Description : 0301

Montage : M/A



Description : 0302

Montage : M

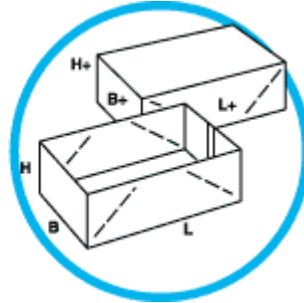
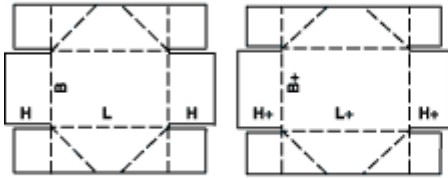


Category : 03

Telescope-type boxes consist of more than one piece and are characterised by a lid and/or bottom telescoping over the body of the box.

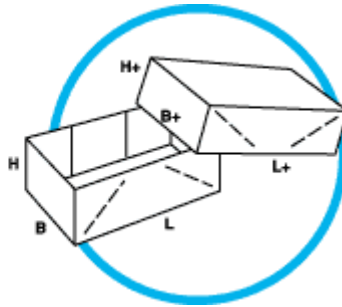
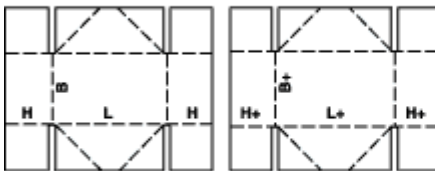
Description : 0303

Montage : M



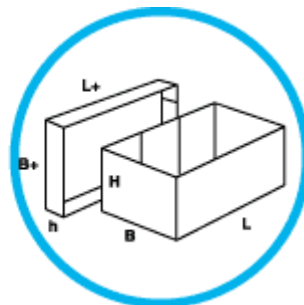
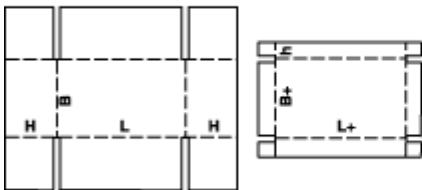
Description : 0304

Montage : M



Description : 0306

Montage : M/A

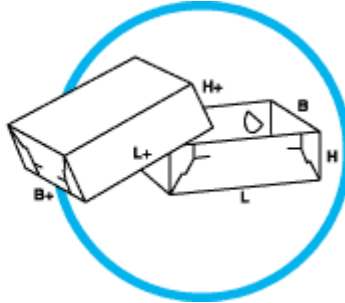
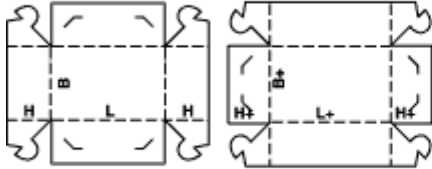


Category : 03

Telescope-type boxes consist of more than one piece and are characterised by a lid and/or bottom telescoping over the body of the box.

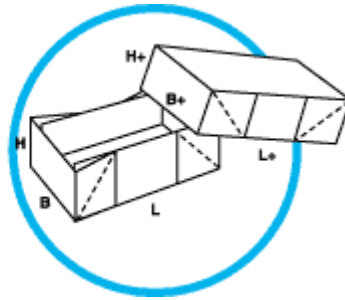
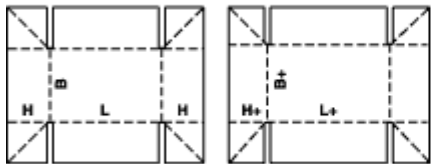
Description : 0307

Montage : M



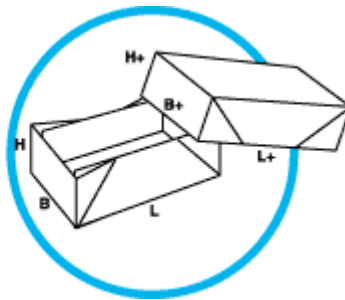
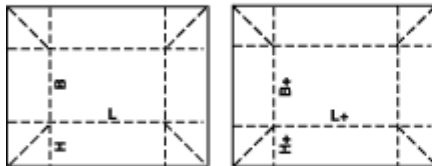
Description : 0308

Montage : M



Description : 0309

Montage : M

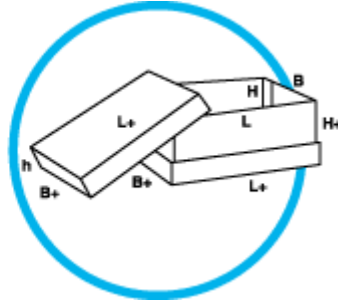
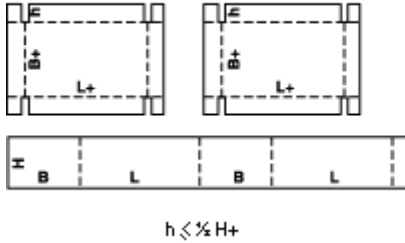


Category : 03

Telescope-type boxes consist of more than one piece and are characterised by a lid and/or bottom telescoping over the body of the box.

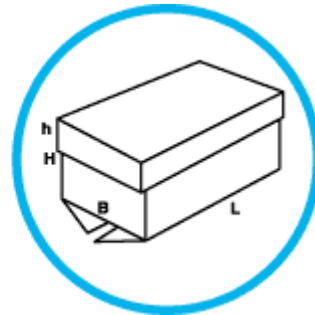
Description : 0310

Montage : M + A



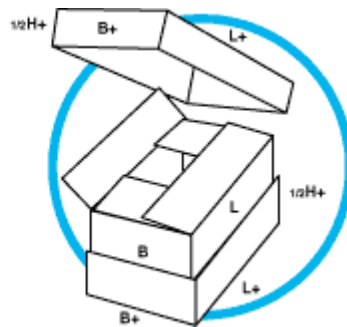
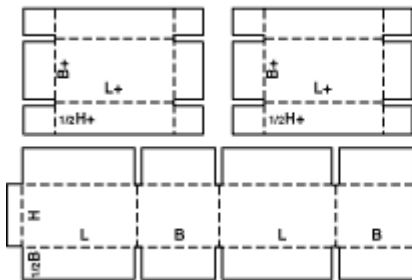
Description : 0312

Montage : M/A



Description : 0313

Montage : M/A

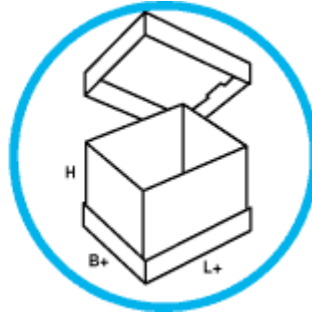
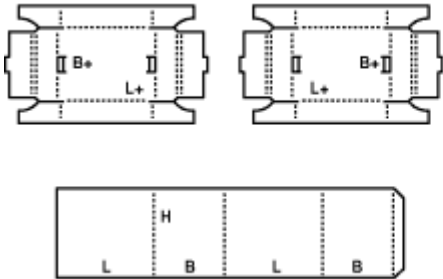


Category : 03

Telescope-type boxes consist of more than one piece and are characterised by a lid and/or bottom telescoping over the body of the box.

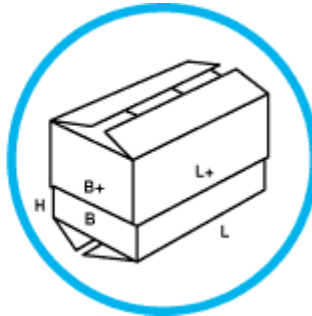
Description : 0314

Montage : M



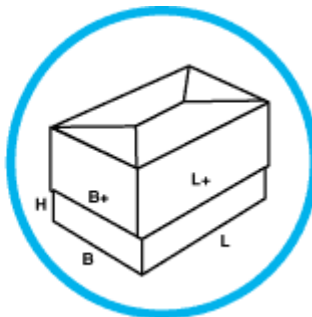
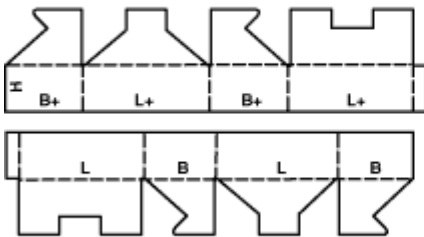
Description : 0320

Montage : M/A



Description : 0321

Montage : M

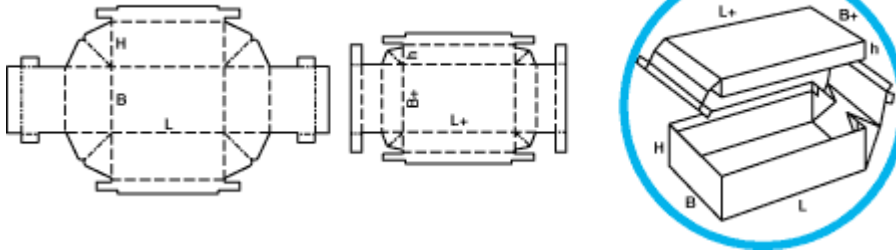


Category : 03

Telescope-type boxes consist of more than one piece and are characterised by a lid and/or bottom telescoping over the body of the box.

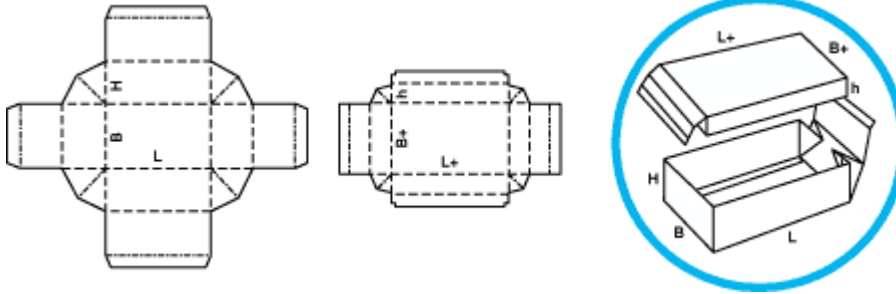
Description : 0322

Montage : M



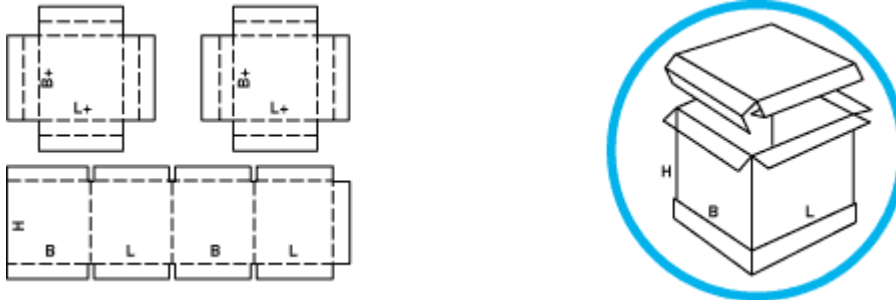
Description : 0323

Montage : M



Description : 0325

Montage : A

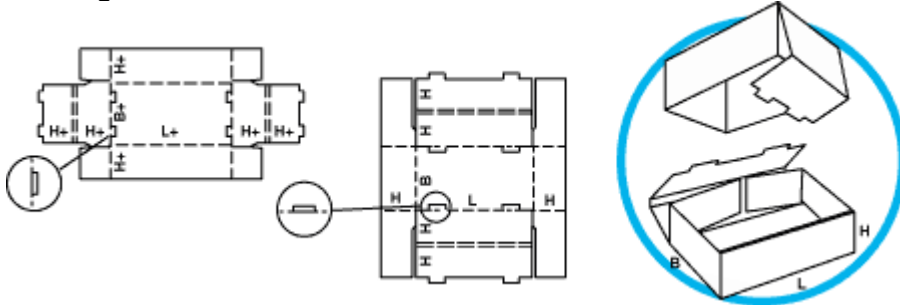


Category : 03

Telescope-type boxes consist of more than one piece and are characterised by a lid and/or bottom telescoping over the body of the box.

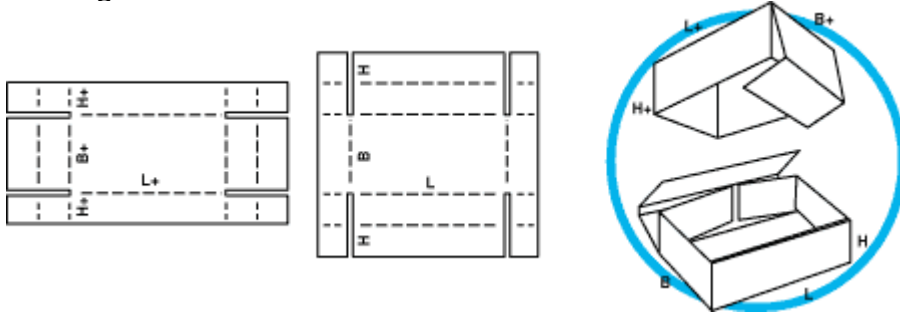
Description : 0330

Montage : M/A



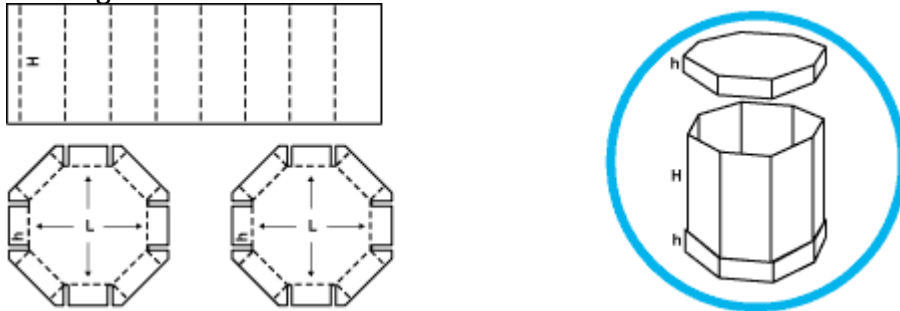
Description : 0331

Montage : M/A



Description : 0350

Montage : M

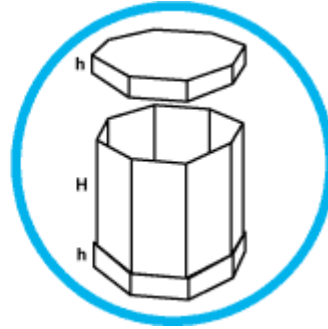
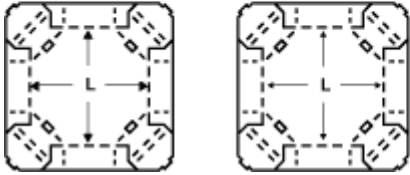


Category : 03

Telescope-type boxes consist of more than one piece and are characterised by a lid and/or bottom telescoping over the body of the box.

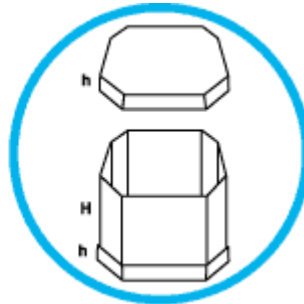
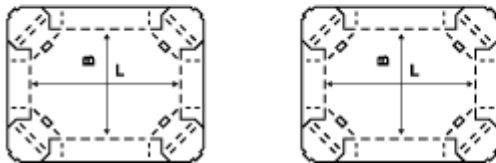

Description : 0351

Montage : M/A



Description : 0352

Montage : M/A

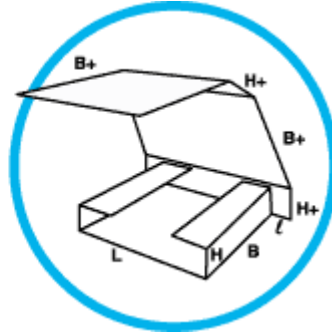
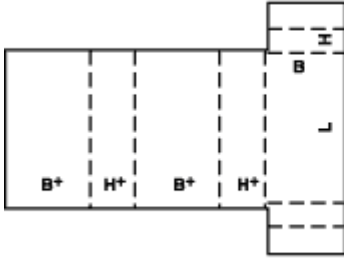


Category : 04

Folder-type boxes and trays usually consist of only one piece of board. The bottom of the box is hinged to form two or all side walls and the cover. Locking tabs, handles, display panels etc., can be incorporated in some designs.

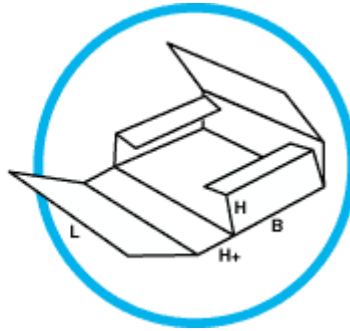
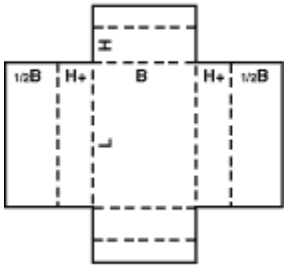
Description : 0400

Montage : M



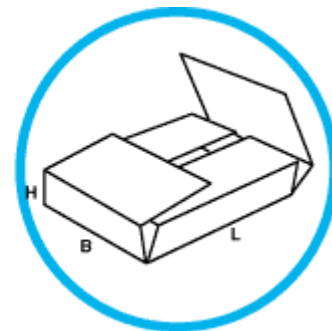
Description : 0401

Montage : M



Description : 0402

Montage : M

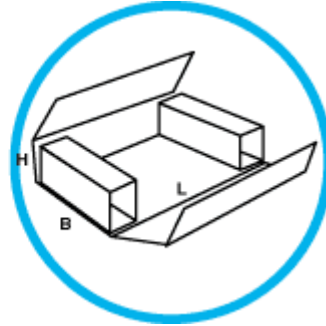
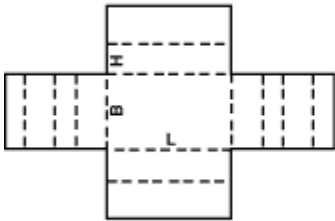


Category : 04

Folder-type boxes and trays usually consist of only one piece of board. The bottom of the box is hinged to form two or all side walls and the cover. Locking tabs, handles, display panels etc., can be incorporated in some designs.

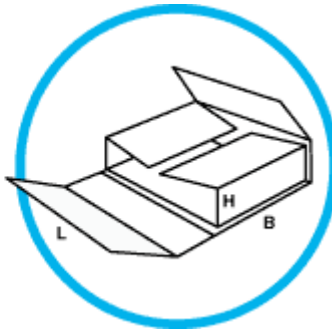
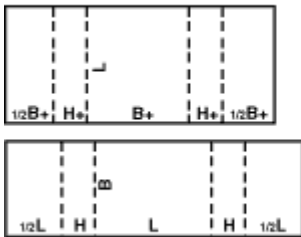
Description : 0403

Montage : M



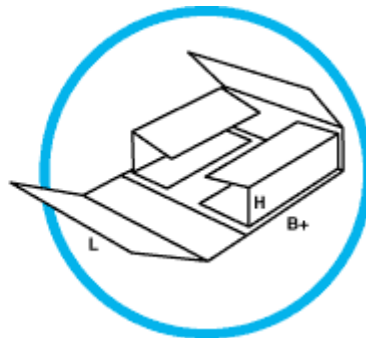
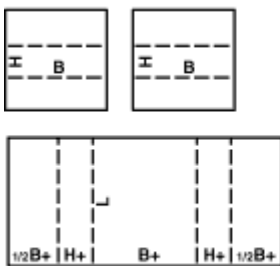
Description : 0404

Montage : M



Description : 0405

Montage : M

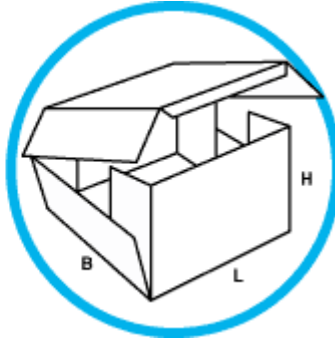
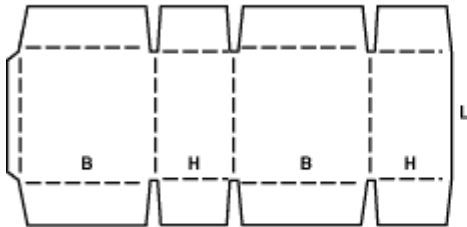


Category : 04

Folder-type boxes and trays usually consist of only one piece of board. The bottom of the box is hinged to form two or all side walls and the cover. Locking tabs, handles, display panels etc., can be incorporated in some designs.

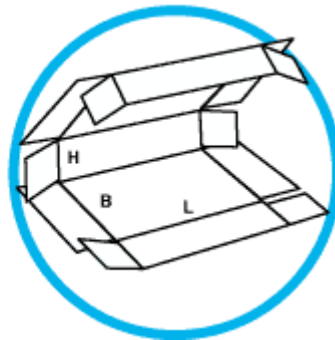
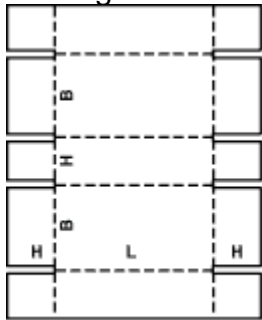
Description : 0406

Montage : A



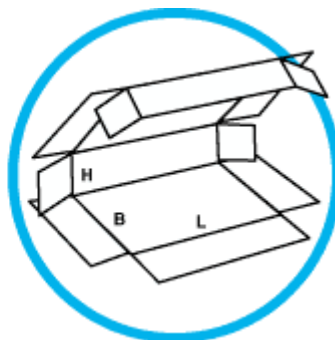
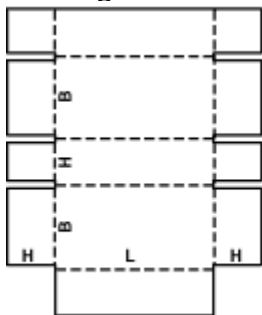
Description : 0409

Montage : M



Description : 0410

Montage : M/A

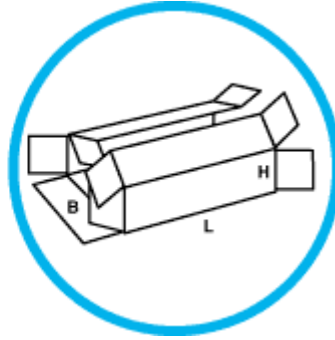
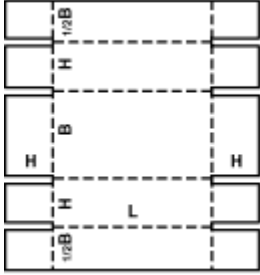


Category : 04

Folder-type boxes and trays usually consist of only one piece of board. The bottom of the box is hinged to form two or all side walls and the cover. Locking tabs, handles, display panels etc., can be incorporated in some designs.

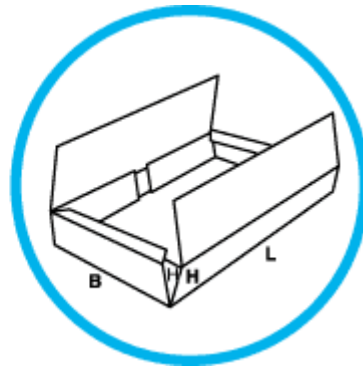
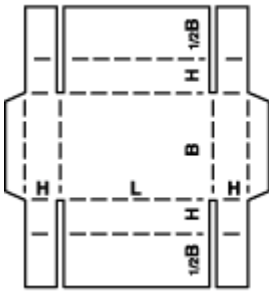
Description : 0411

Montage : M/A



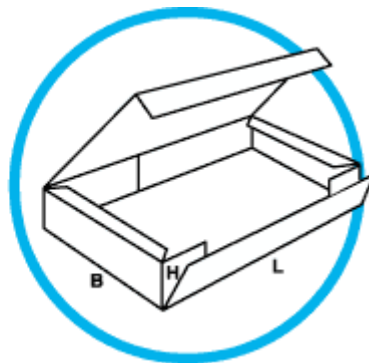
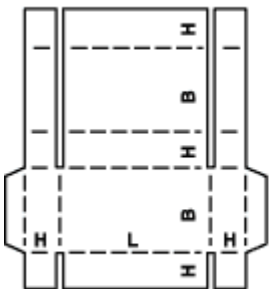
Description : 0412

Montage : M



Description : 0413

Montage : M/A

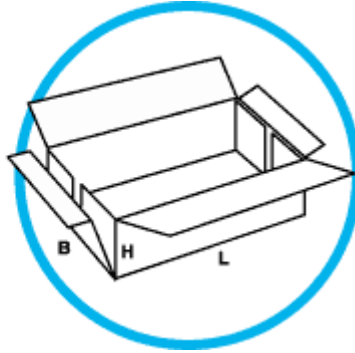
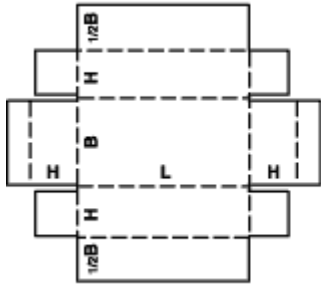


Category : 04

Folder-type boxes and trays usually consist of only one piece of board. The bottom of the box is hinged to form two or all side walls and the cover. Locking tabs, handles, display panels etc., can be incorporated in some designs.

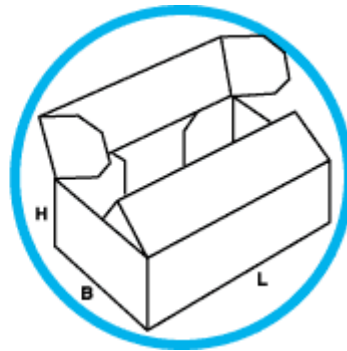
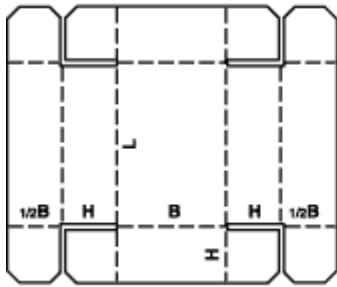
Description : 0415

Montage : M/A



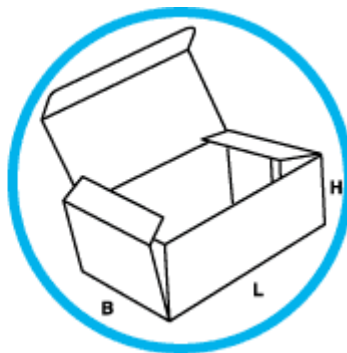
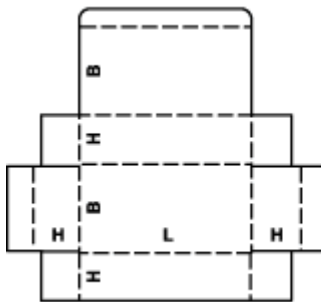
Description : 0416

Montage : M



Description : 0420

Montage : M/A

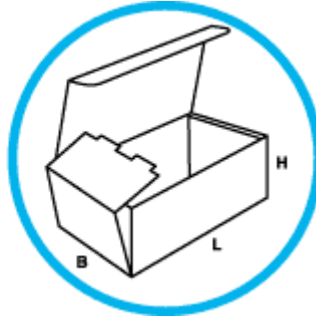
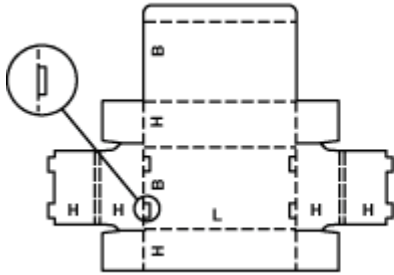


Category : 04

Folder-type boxes and trays usually consist of only one piece of board. The bottom of the box is hinged to form two or all side walls and the cover. Locking tabs, handles, display panels etc., can be incorporated in some designs.

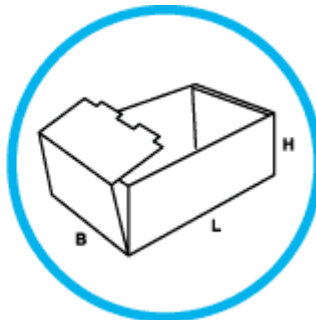
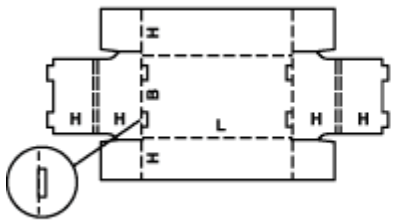
Description : 0421

Montage : M/A



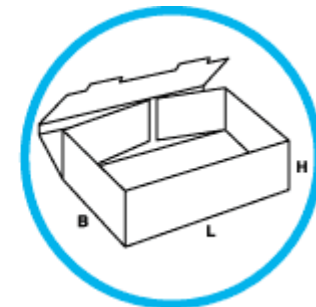
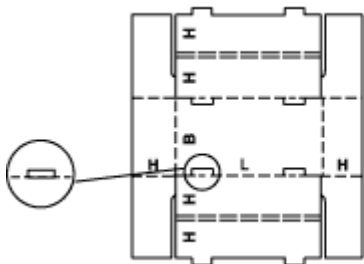
Description : 0422

Montage : M/A



Description : 0423

Montage : M/A

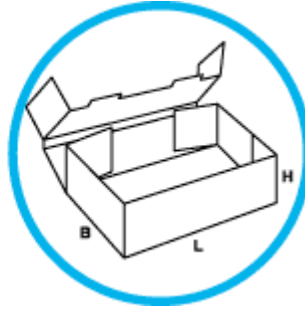
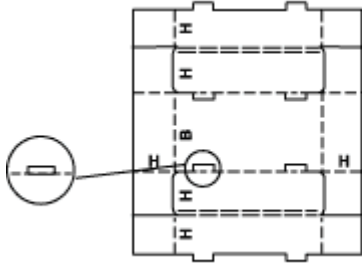


Category : 04

Folder-type boxes and trays usually consist of only one piece of board. The bottom of the box is hinged to form two or all side walls and the cover. Locking tabs, handles, display panels etc., can be incorporated in some designs.

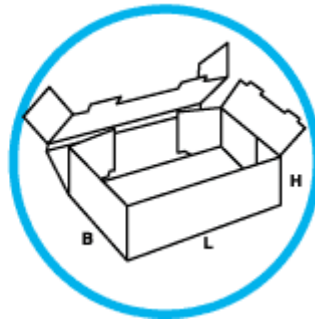
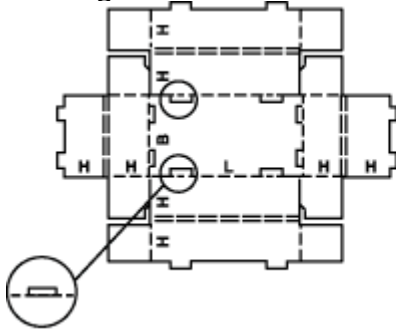
Description : 0424

Montage : M/A



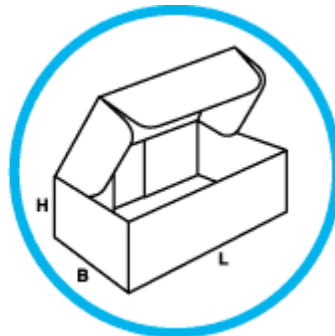
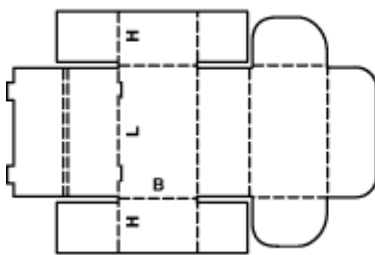
Description : 0425

Montage : M/A



Description : 0426

Montage : M

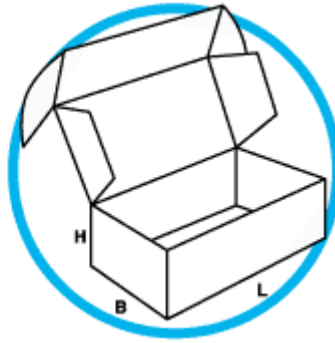
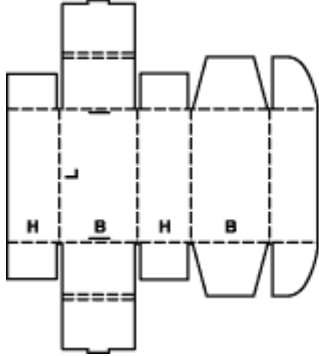


Category : 04

Folder-type boxes and trays usually consist of only one piece of board. The bottom of the box is hinged to form two or all side walls and the cover. Locking tabs, handles, display panels etc., can be incorporated in some designs.

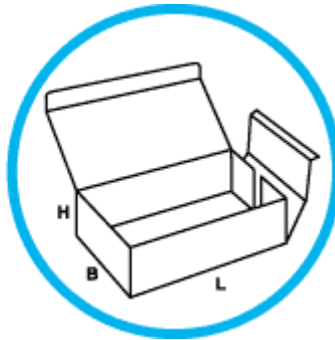
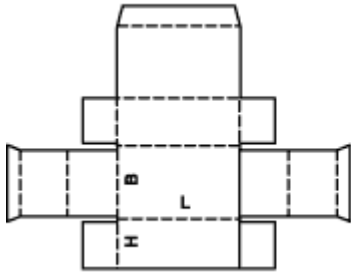
Description : 0427

Montage : M



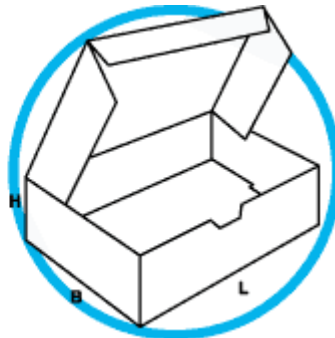
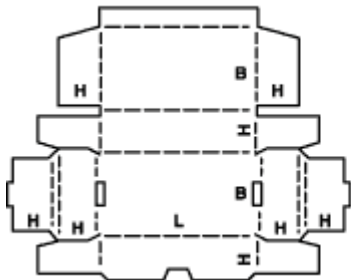
Description : 0428

Montage : M



Description : 0429

Montage : M

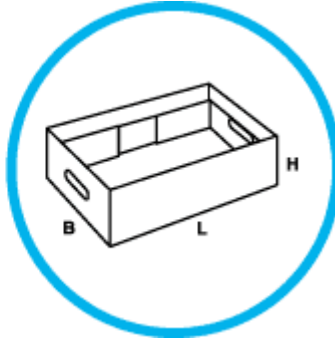
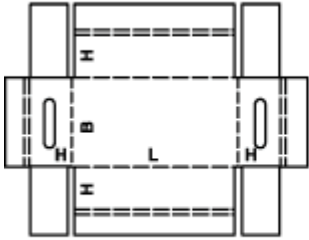


Category : 04

Folder-type boxes and trays usually consist of only one piece of board. The bottom of the box is hinged to form two or all side walls and the cover. Locking tabs, handles, display panels etc., can be incorporated in some designs.

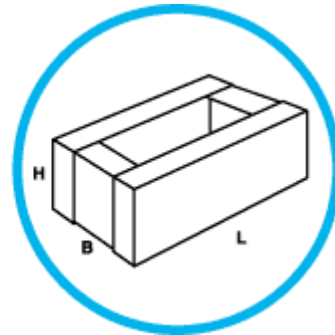
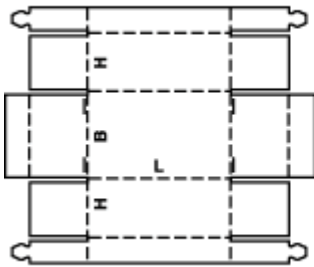
Description : 0430

Montage : M/A



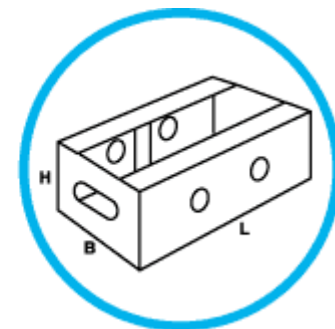
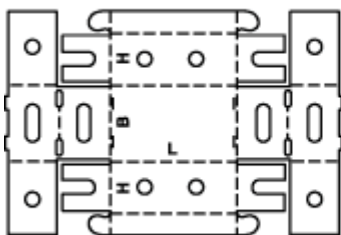
Description : 0431

Montage : M



Description : 0432

Montage : M

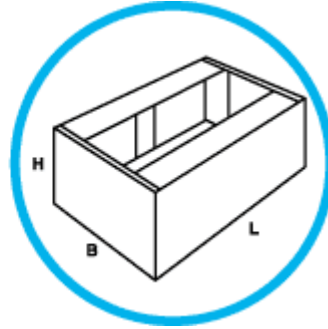
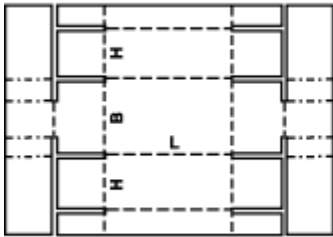


Category : 04

Folder-type boxes and trays usually consist of only one piece of board. The bottom of the box is hinged to form two or all side walls and the cover. Locking tabs, handles, display panels etc., can be incorporated in some designs.

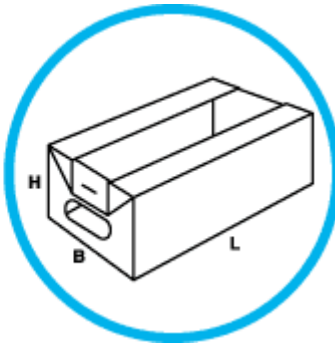
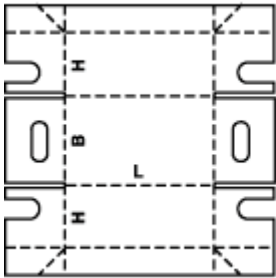
Description : 0433

Montage : M



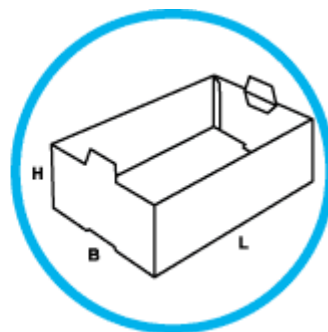
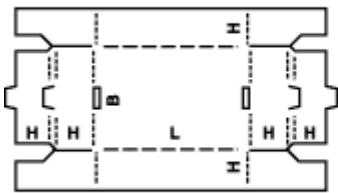
Description : 0434

Montage : M



Description : 0435

Montage : M/A

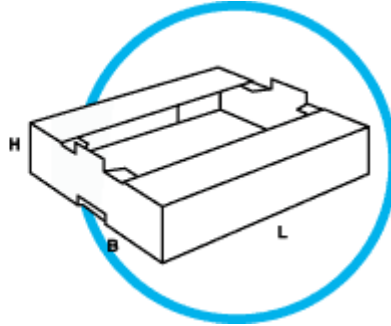
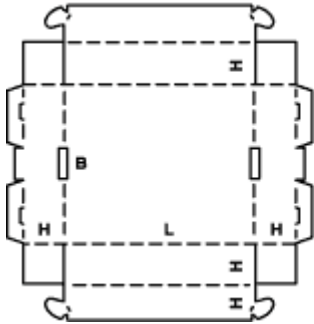


Category : 04

Folder-type boxes and trays usually consist of only one piece of board. The bottom of the box is hinged to form two or all side walls and the cover. Locking tabs, handles, display panels etc., can be incorporated in some designs.

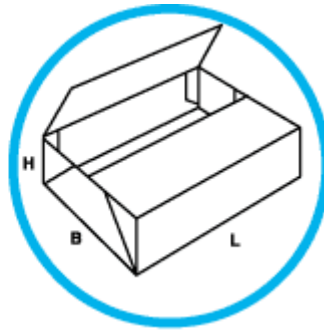
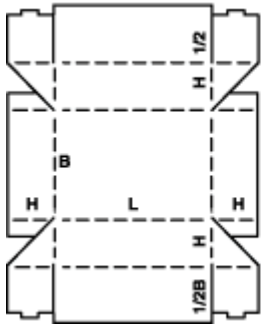
Description : 0436

Montage : M



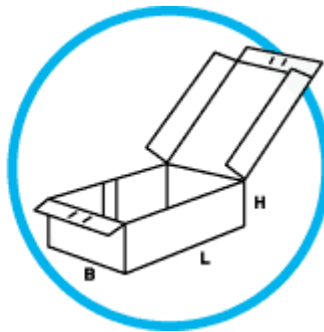
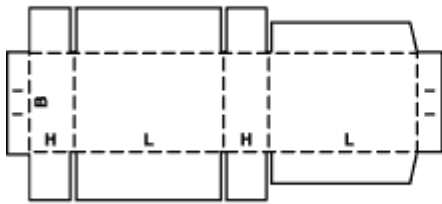
Description : 0437

Montage : M



Description : 0440

Montage : A

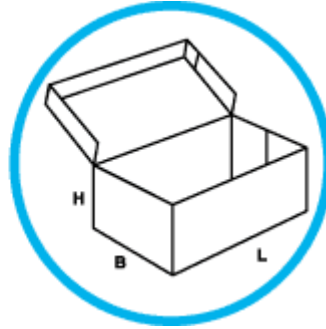
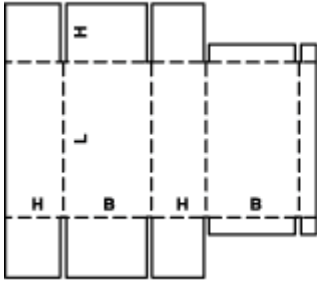


Category : 04

Folder-type boxes and trays usually consist of only one piece of board. The bottom of the box is hinged to form two or all side walls and the cover. Locking tabs, handles, display panels etc., can be incorporated in some designs.

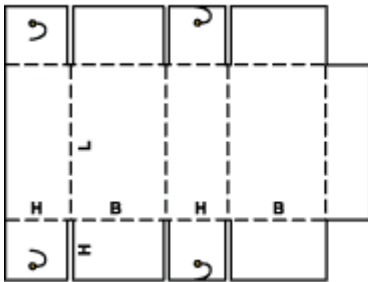
Description : 0441

Montage : A



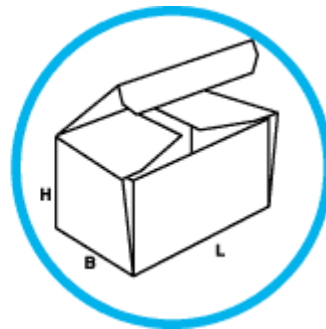
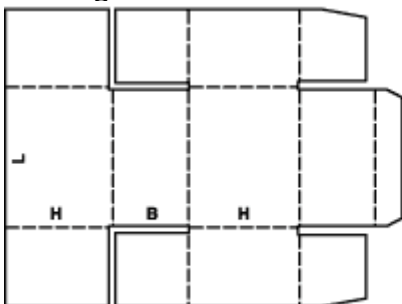
Description : 0442

Montage : M



Description : 0443

Montage : M

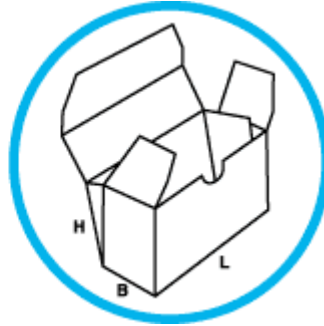
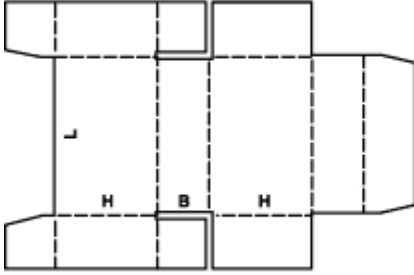


Category : 04

Folder-type boxes and trays usually consist of only one piece of board. The bottom of the box is hinged to form two or all side walls and the cover. Locking tabs, handles, display panels etc., can be incorporated in some designs.

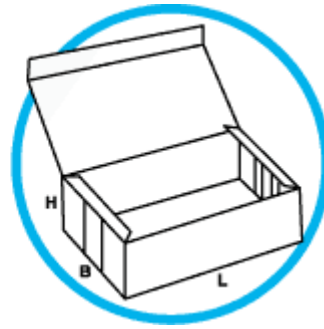
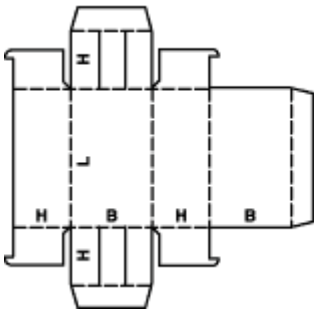
Description : 0444

Montage : M



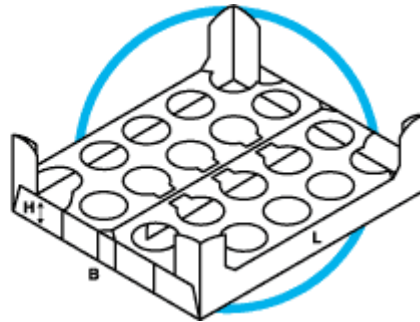
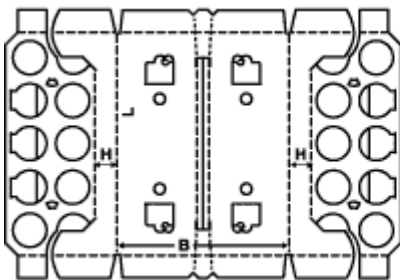
Description : 0445

Montage : M



Description : 0446

Montage : A

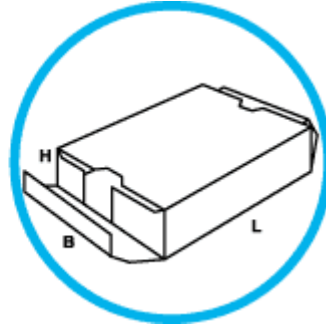
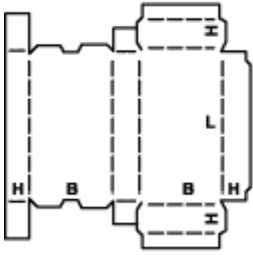


Category : 04

Folder-type boxes and trays usually consist of only one piece of board. The bottom of the box is hinged to form two or all side walls and the cover. Locking tabs, handles, display panels etc., can be incorporated in some designs.

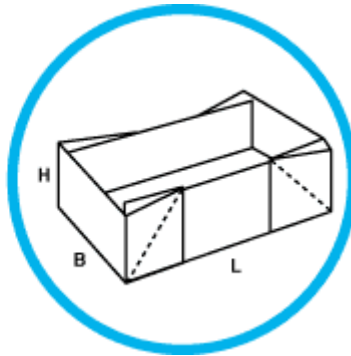
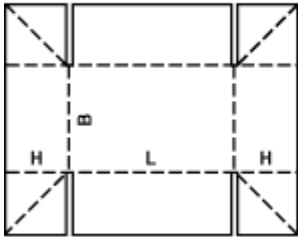
Description : 0447

Montage : M



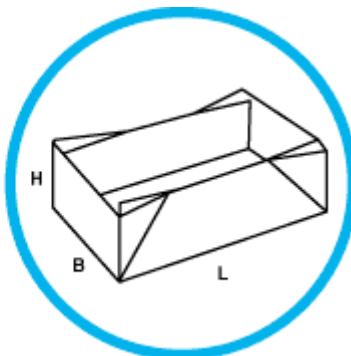
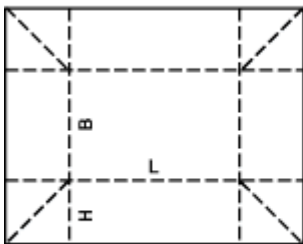
Description : 0448

Montage : M



Description : 0449

Montage : M

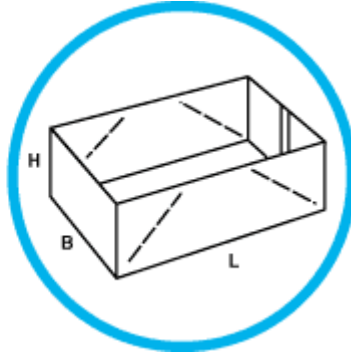
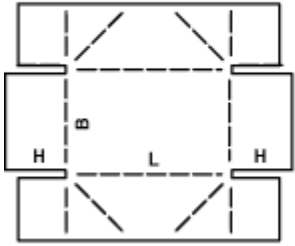


Category : 04

Folder-type boxes and trays usually consist of only one piece of board. The bottom of the box is hinged to form two or all side walls and the cover. Locking tabs, handles, display panels etc., can be incorporated in some designs.

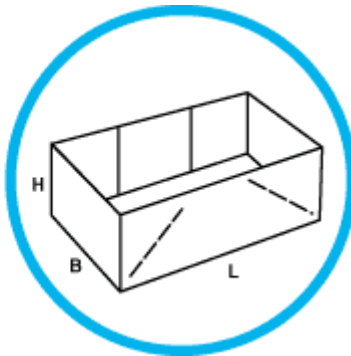
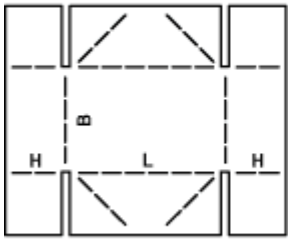
Description : 0450

Montage : M



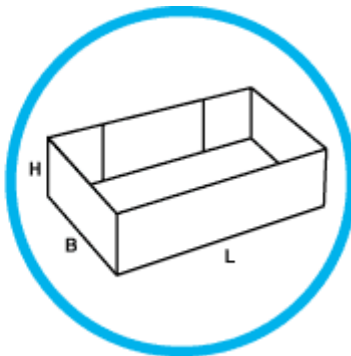
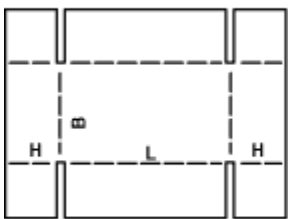
Description : 0451

Montage : M



Description : 0452

Montage : A

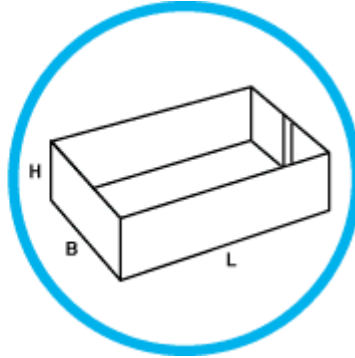
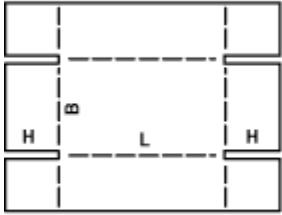


Category : 04

Folder-type boxes and trays usually consist of only one piece of board. The bottom of the box is hinged to form two or all side walls and the cover. Locking tabs, handles, display panels etc., can be incorporated in some designs.

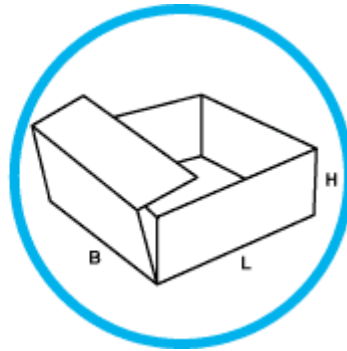
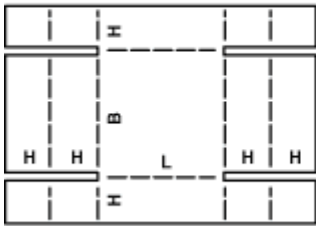
Description : 0453

Montage : A



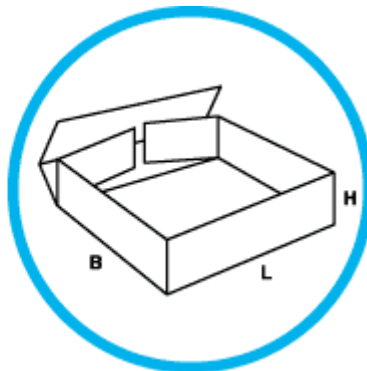
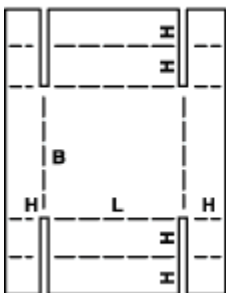
Description : 0454

Montage : M



Description : 0455

Montage : M

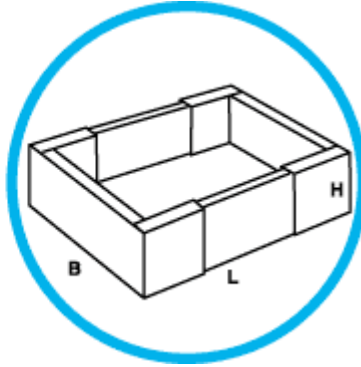
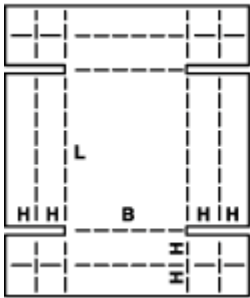


Category : 04

Folder-type boxes and trays usually consist of only one piece of board. The bottom of the box is hinged to form two or all side walls and the cover. Locking tabs, handles, display panels etc., can be incorporated in some designs.

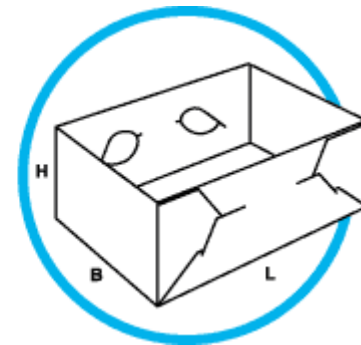
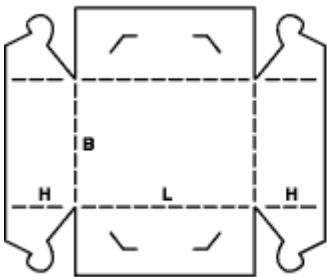
Description : 0456

Montage : M



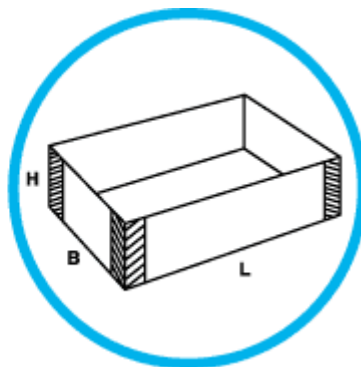
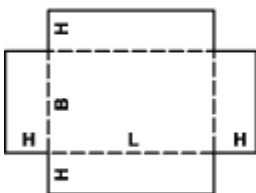
Description : 0457

Montage : M



Description : 0458

Montage : M

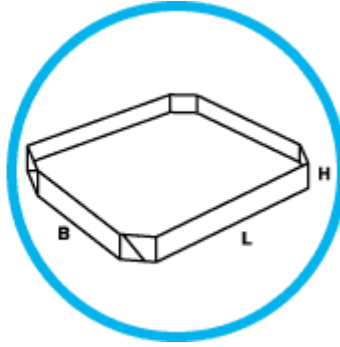
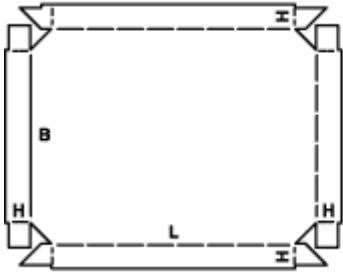


Category : 04

Folder-type boxes and trays usually consist of only one piece of board. The bottom of the box is hinged to form two or all side walls and the cover. Locking tabs, handles, display panels etc., can be incorporated in some designs.

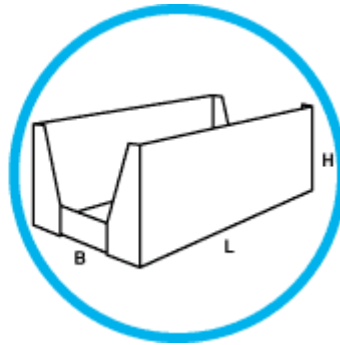
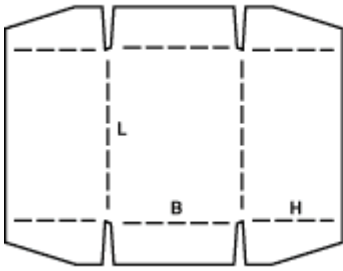
Description : 0459

Montage : A



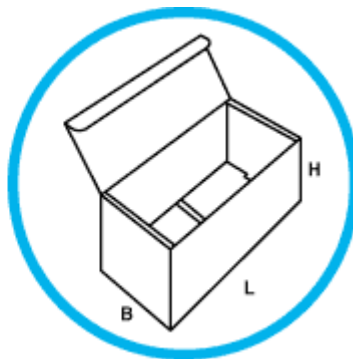
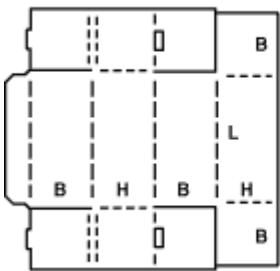
Description : 0460

Montage : A



Description : 0470

Montage : M

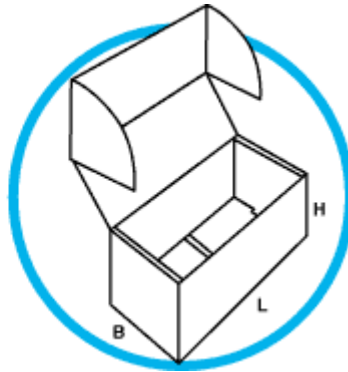
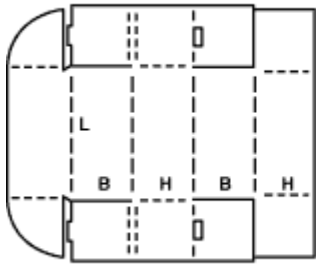


Category : 04

Folder-type boxes and trays usually consist of only one piece of board. The bottom of the box is hinged to form two or all side walls and the cover. Locking tabs, handles, display panels etc., can be incorporated in some designs.

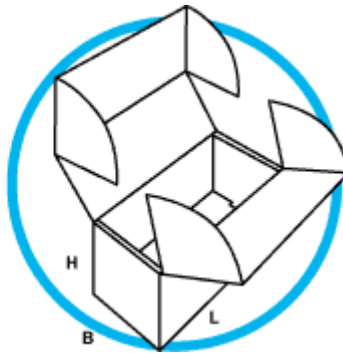
Description : 0471

Montage : M



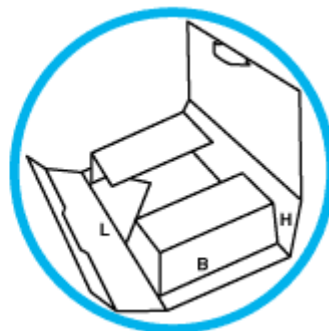
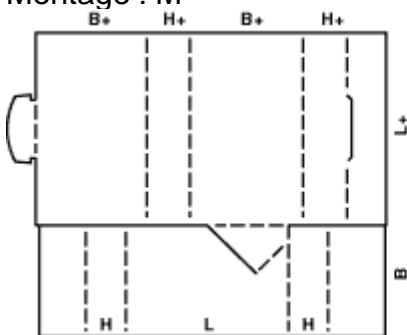
Description : 0472

Montage : M



Description : 0473

Montage : M

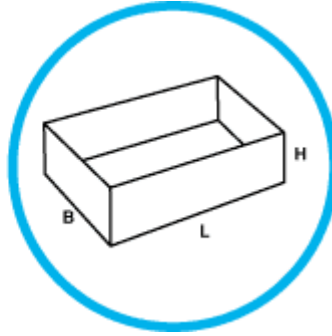
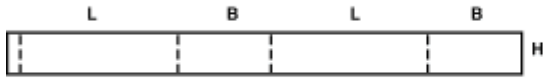


Category : 05

Slide-type boxes consist of several pieces of liners and sleeves sliding in different directions into each other. This group also includes outside sleeves for other cases.

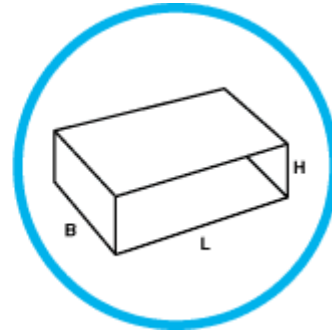
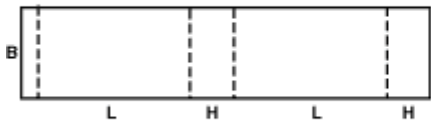
Description : 0501

Montage : M



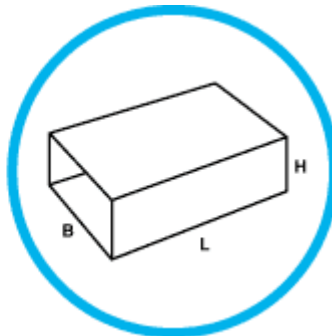
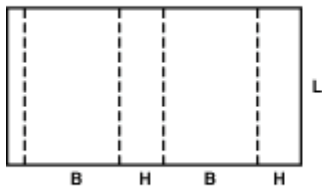
Description : 0502

Montage : M



Description : 0503

Montage : M

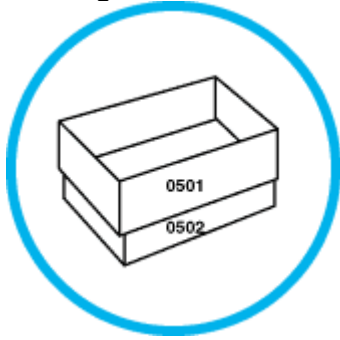


Category : 05

Slide-type boxes consist of several pieces of liners and sleeves sliding in different directions into each other. This group also includes outside sleeves for other cases.

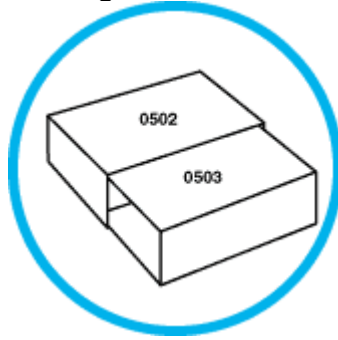
Description : 0504

Montage : M



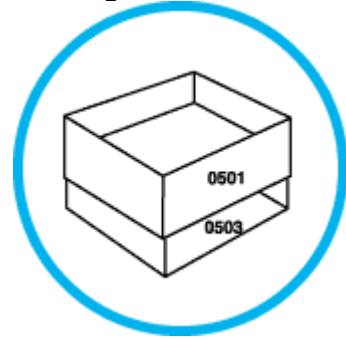
Description : 0505

Montage : M



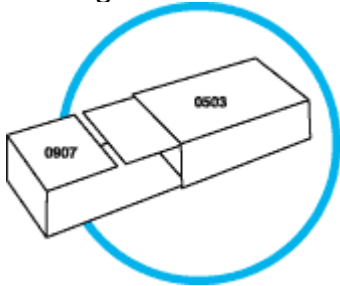
Description : 0507

Montage : M



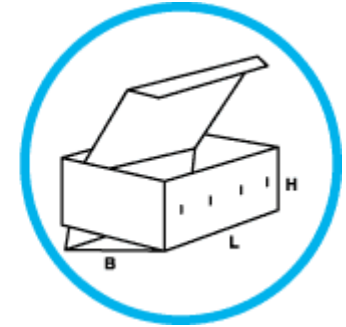
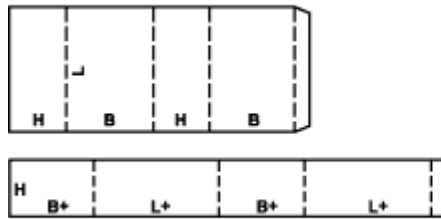
Description : 0509

Montage : M



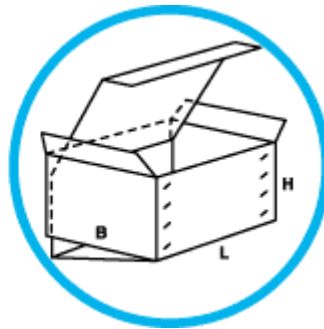
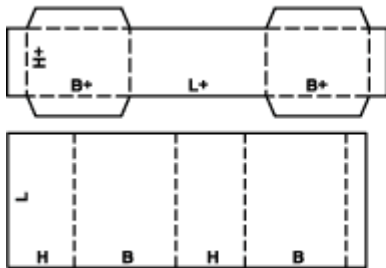
Description : 0510

Montage : M



Description : 0511

Montage : M

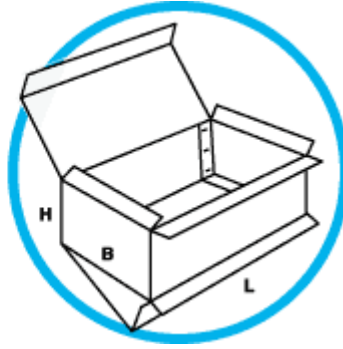
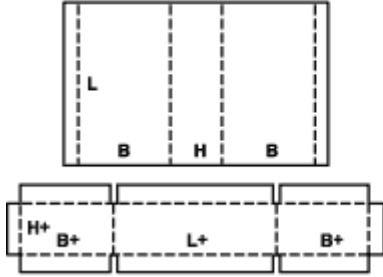


Category : 05

Slide-type boxes consist of several pieces of liners and sleeves sliding in different directions into each other. This group also includes outside sleeves for other cases.

Description : 0512

Montage : M

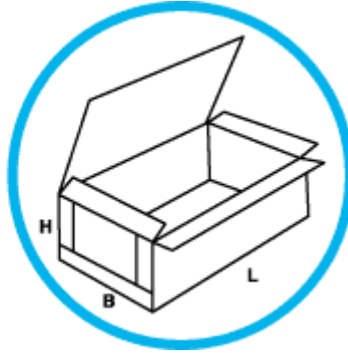
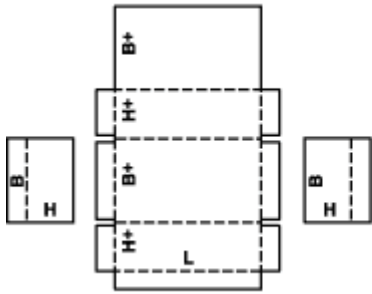


Category : 06

Rigid-type boxes consist of two separate end pieces and a body and require stitching or a similar operation before they can be used.

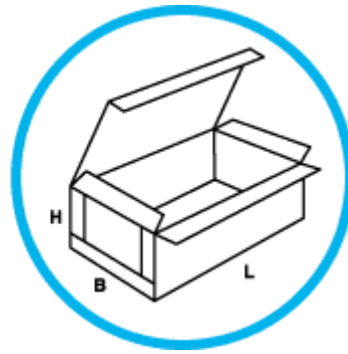
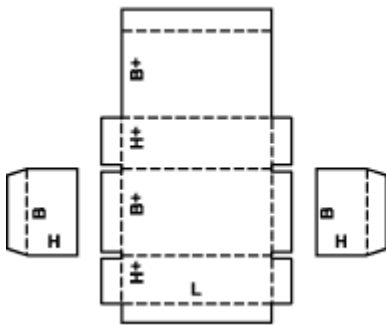
Description : 0601

Montage : A



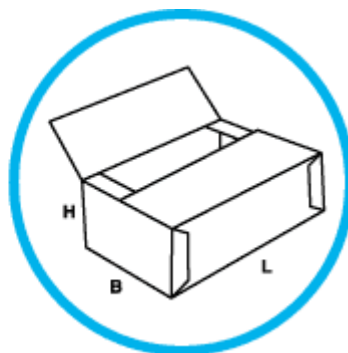
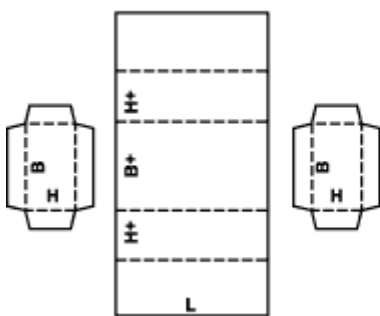
Description : 0602

Montage : A



Description : 0605

Montage : A

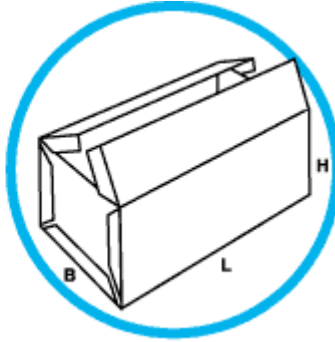
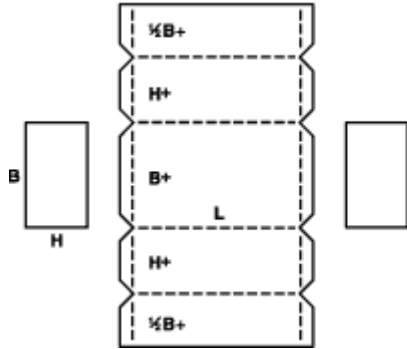


Category : 06

Rigid-type boxes consist of two separate end pieces and a body and require stitching or a similar operation before they can be used.

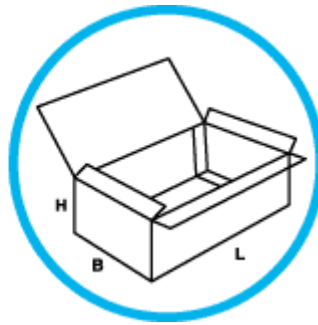
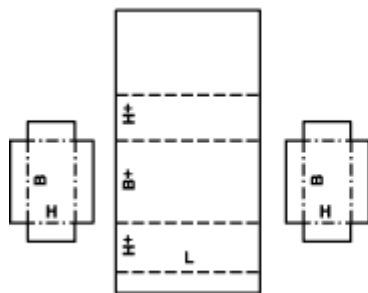
Description : 0606

Montage : A



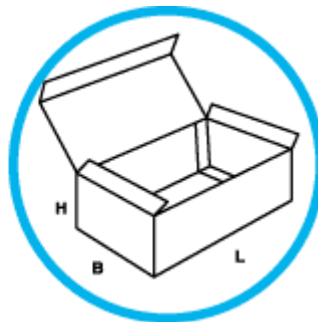
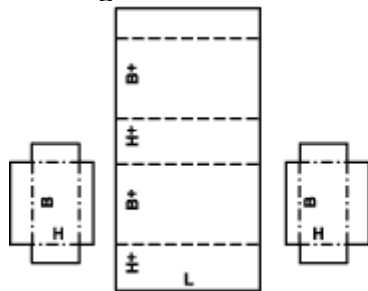
Description : 0607

Montage : A



Description : 0608

Montage : A

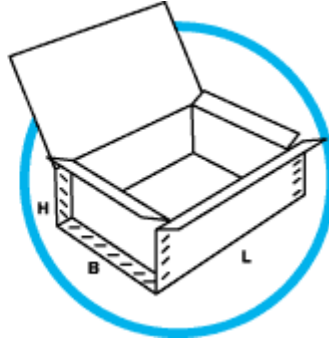
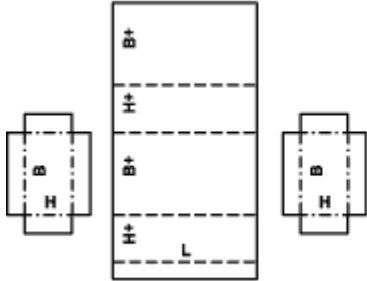


Category : 06

Rigid-type boxes consist of two separate end pieces and a body and require stitching or a similar operation before they can be used.

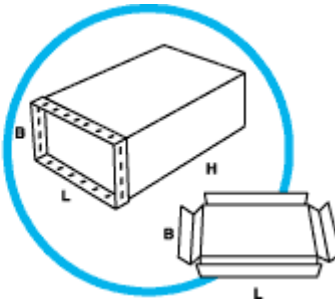
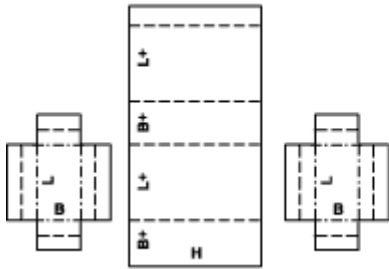
Description : 0610

Montage : M/A



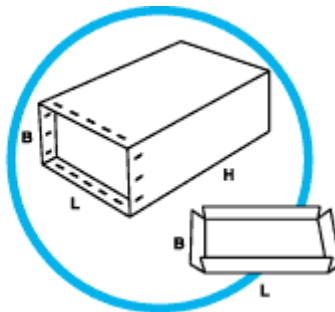
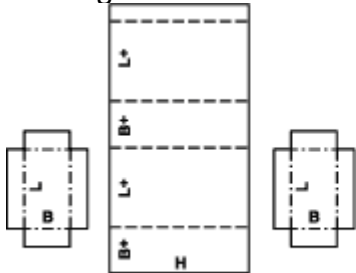
Description : 0615

Montage : M/A



Description : 0616

Montage : M/A

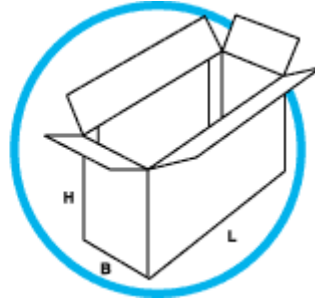
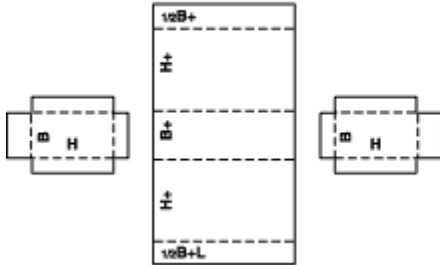


Category : 06

Rigid-type boxes consist of two separate end pieces and a body and require stitching or a similar operation before they can be used.

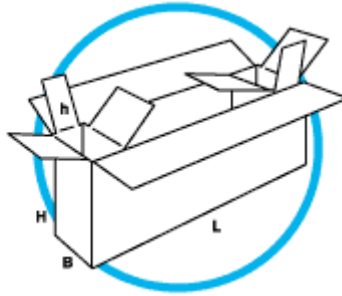
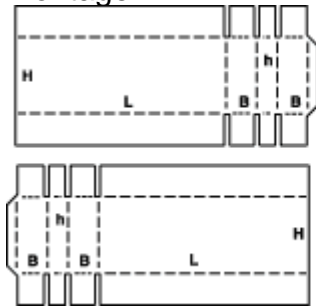
Description : 0620

Montage : A



Description : 0621

Montage : M

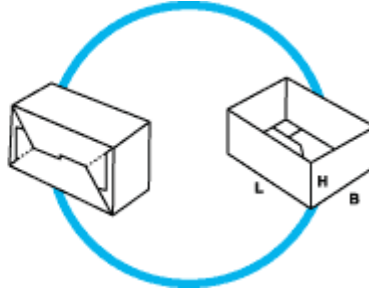
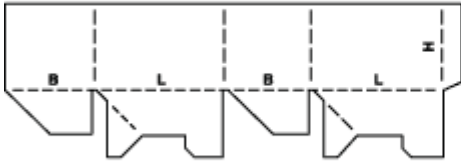


Category : 07

dy-glued cases consist of basically one piece, are shipped flat and ready to use by simple setting up.

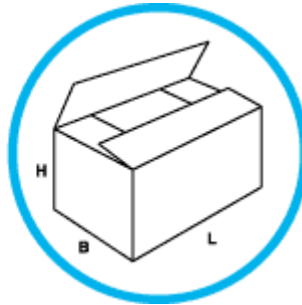
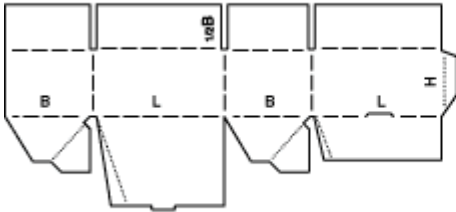
Description : 0700

Montage : M



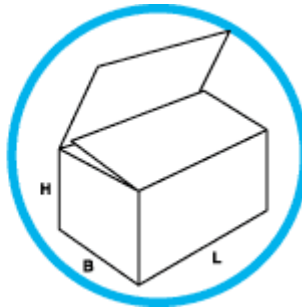
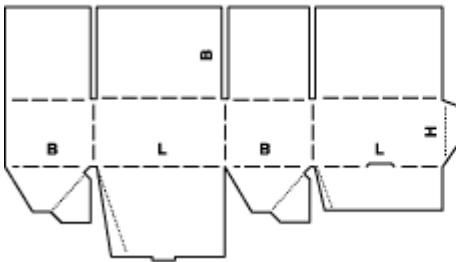
Description : 0701

Montage : M



Description : 0703

Montage : M

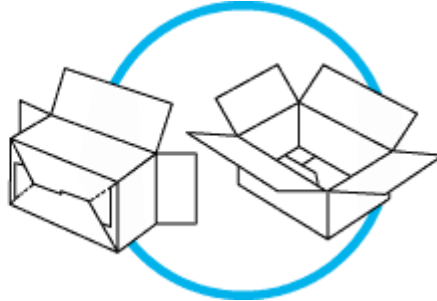
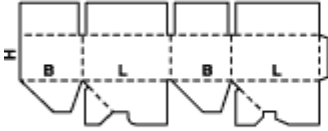


Category : 07

dy-glued cases consist of basically one piece, are shipped flat and ready to use by simple setting up.

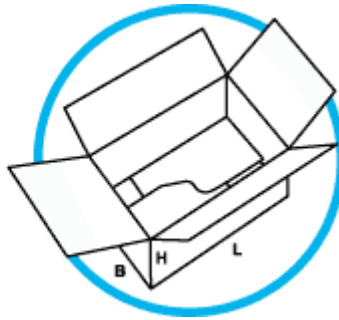
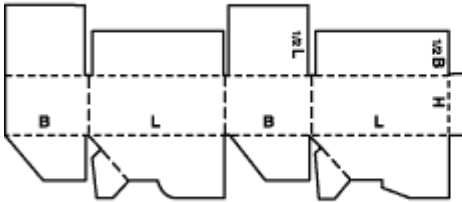
Description : 0711

Montage : M



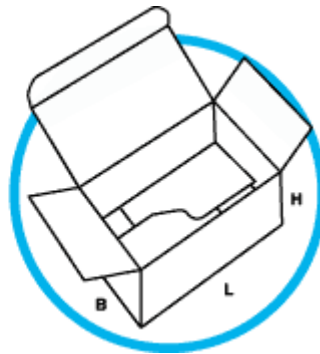
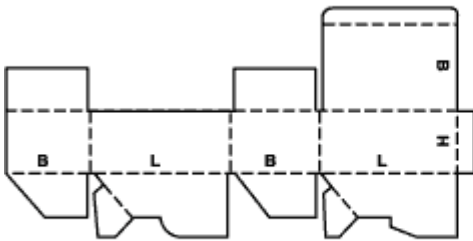
Description : 0712

Montage : M



Description : 0713

Montage : M

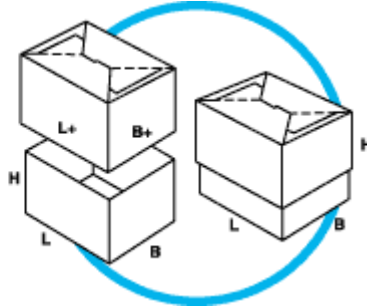
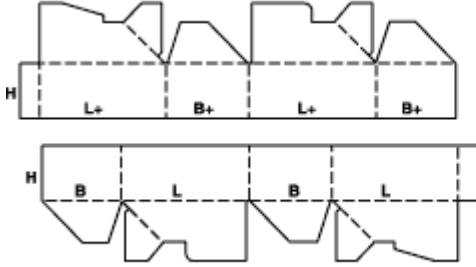


Category : 07

dy-glued cases consist of basically one piece, are shipped flat and ready to use by simple setting up.

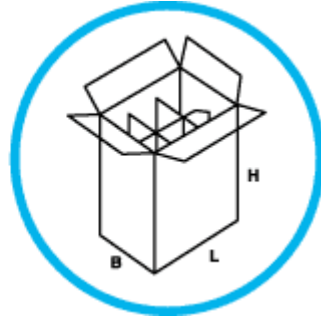
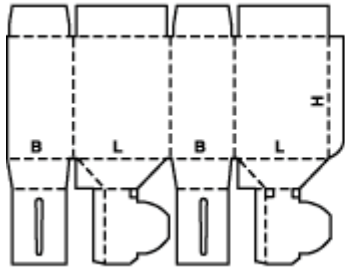
Description : 0714

Montage : M



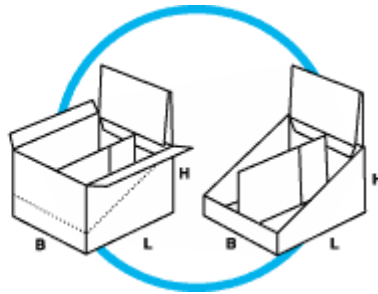
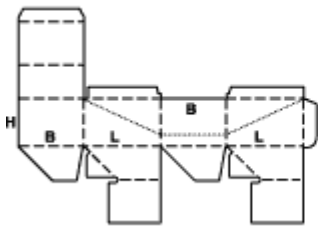
Description : 0715

Montage : M



Description : 0716

Montage : M

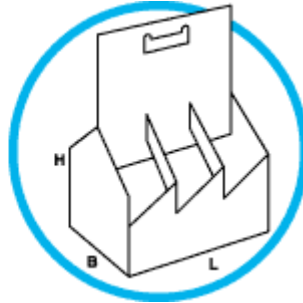
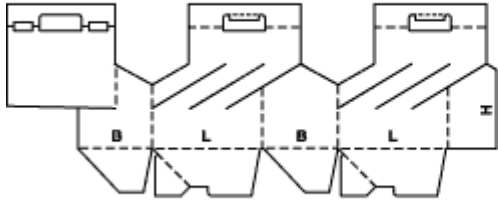


Category : 07

dy-glued cases consist of basically one piece, are shipped flat and ready to use by simple setting up.

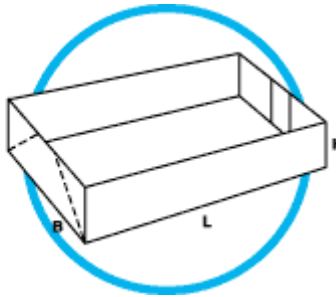
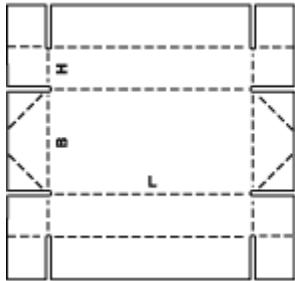
Description : 0717

Montage : M



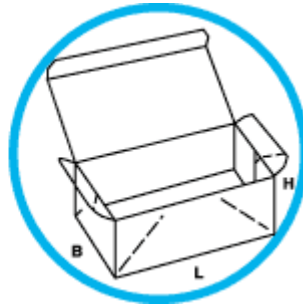
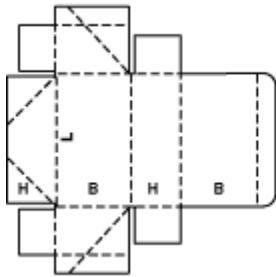
Description : 0718

Montage : M



Description : 0747

Montage : M

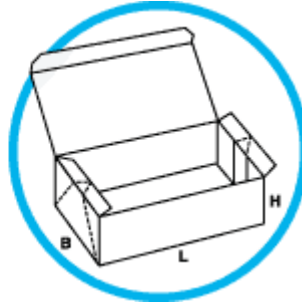
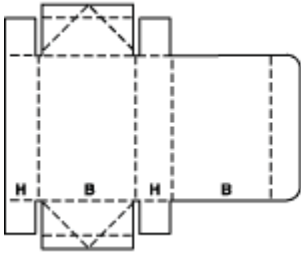


Category : 07

dy-glued cases consist of basically one piece, are shipped flat and ready to use by simple setting up.

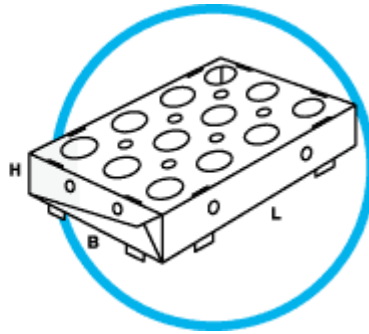
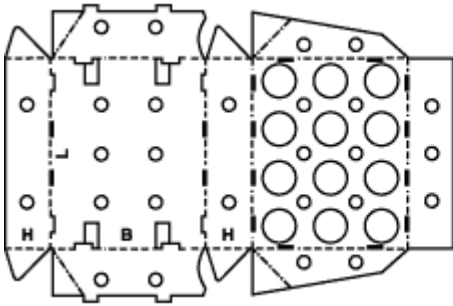
Description : 0748

Montage : M



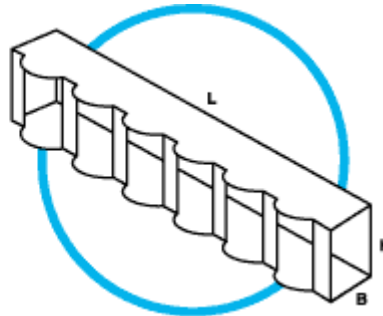
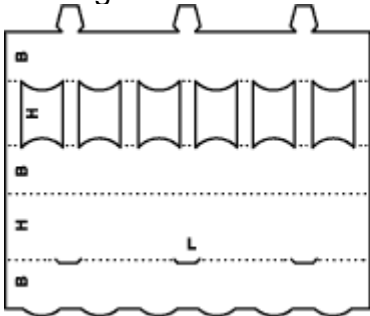
Description : 0751

Montage : M



Description : 0752

Montage : M/A

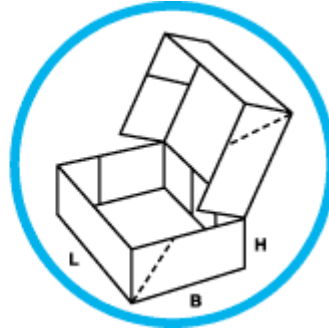
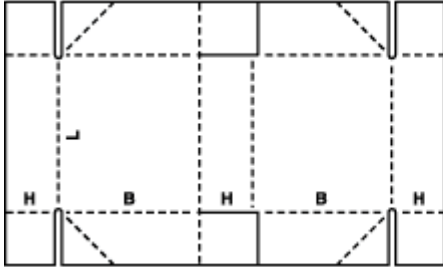


Category : 07

dy-glued cases consist of basically one piece, are shipped flat and ready to use by simple setting up.

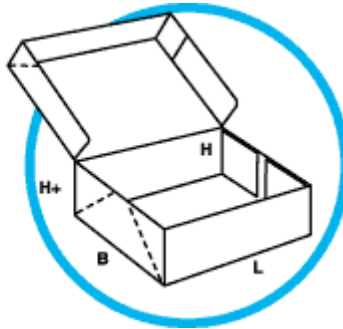
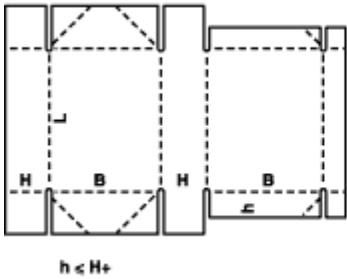
Description : 0759

Montage : M



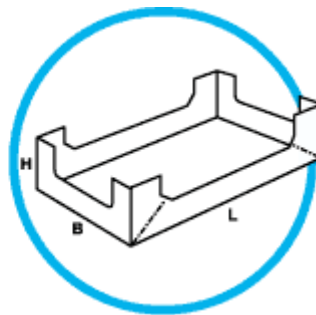
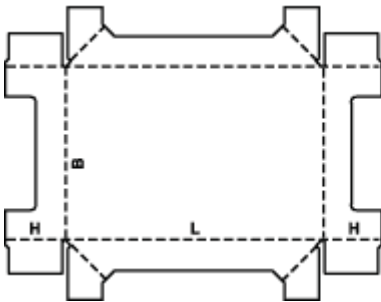
Description : 0761

Montage : M



Description : 0770

Montage : M

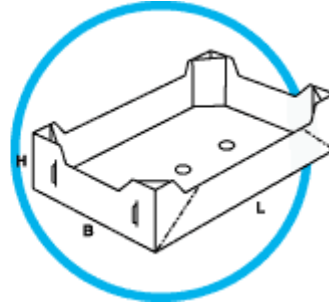
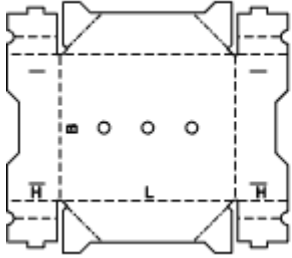


Category : 07

dy-glued cases consist of basically one piece, are shipped flat and ready to use by simple setting up.

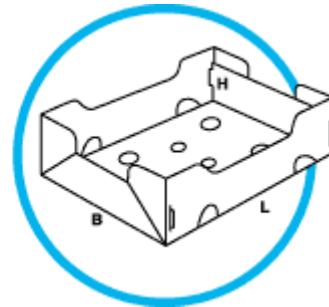
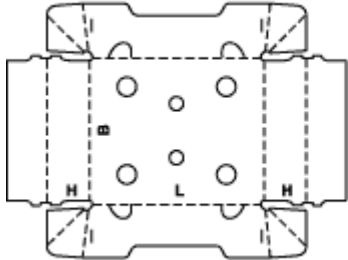
Description : 0771

Montage : M



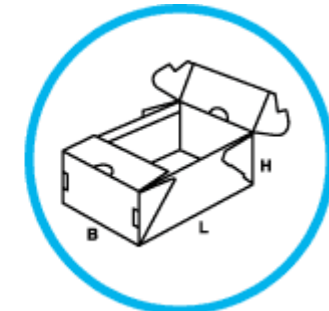
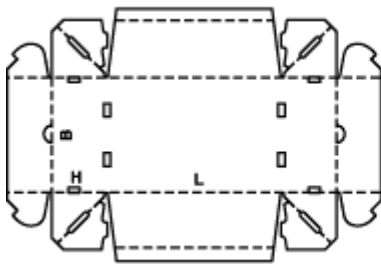
Description : 0772

Montage : M



Description : 0773

Montage : M

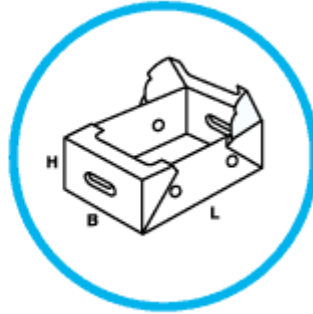
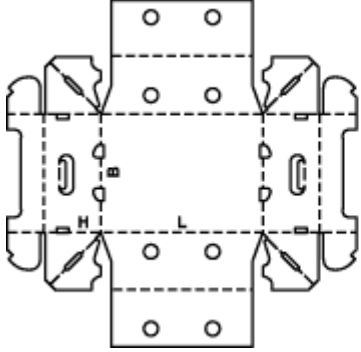


Category : 07

dy-glued cases consist of basically one piece, are shipped flat and ready to use by simple setting up.

Description : 0774

Montage : M

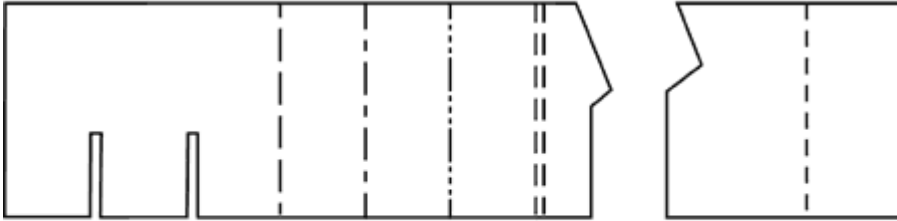


Category : 09

Interior fitments such as inside liners, pads, partitions, dividers etc, whether tied to Case Design or as singular items. Any shown number of panels is arbitrary and may be increased or decreased as required.

Coding of interior fitments

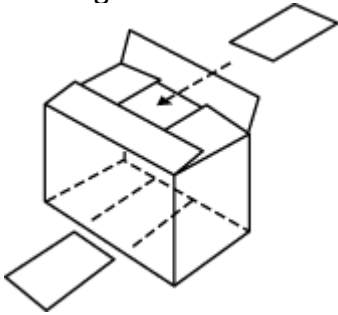
The following range of interior fitments is coded depending on the number of panels used, in any combination of shapes (for computer systems).



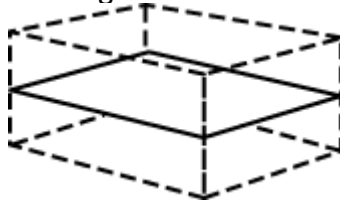
Number of panels	2	3	4	5	6	7	8	09	10
Code	0982	0983	0984	0985	0986	0987	0988	0989	0990
Number of panels	11	12	13	14	15	16	17	18	19
Code	0991	0992	0993	0994	0995	0996	0997	0998	0999

0982/0999
M

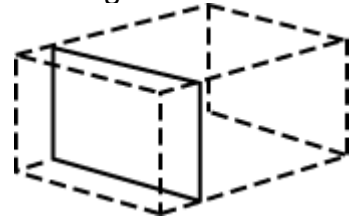
Description : 0900
Montage : M



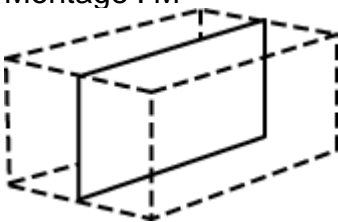
Description : 0901
Montage : M



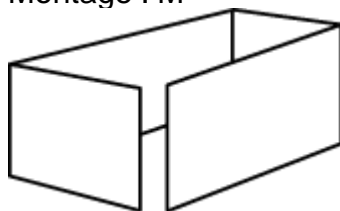
Description : 0902
Montage : M



Description : 0903
Montage : M



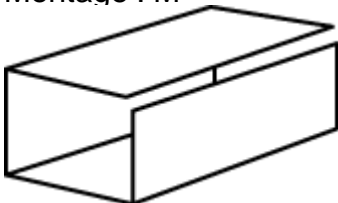
Description : 0904
Montage : M



Description : 0905
Montage : M



Description : 0906
Montage : M

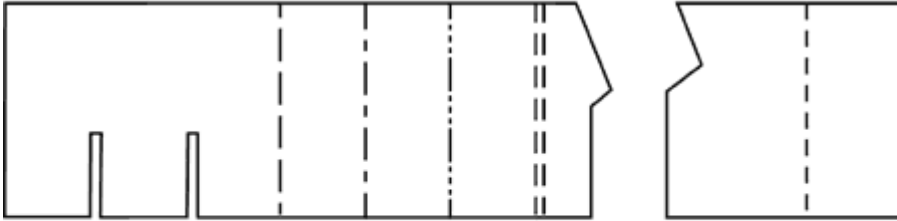


Category : 09

Interior fitments such as inside liners, pads, partitions, dividers etc, whether tied to Case Design or as singular items. Any shown number of panels is arbitrary and may be increased or decreased as required.

Coding of interior fitments

The following range of interior fitments is coded depending on the number of panels used, in any combination of shapes (for computer systems).

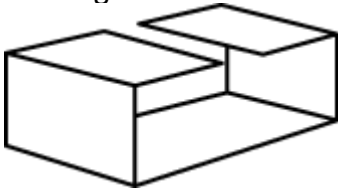


Number of panels	2	3	4	5	6	7	8	09	10
Code	0982	0983	0984	0985	0986	0987	0988	0989	0990
Number of panels	11	12	13	14	15	16	17	18	19
Code	0991	0992	0993	0994	0995	0996	0997	0998	0999

0982/0999
M

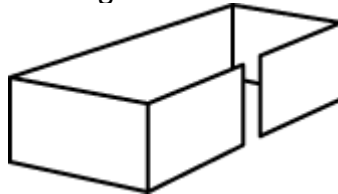
Description : 0907

Montage : M



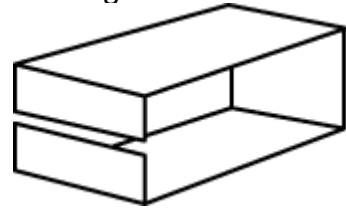
Description : 0908

Montage : M



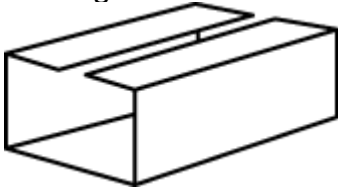
Description : 0909

Montage : M



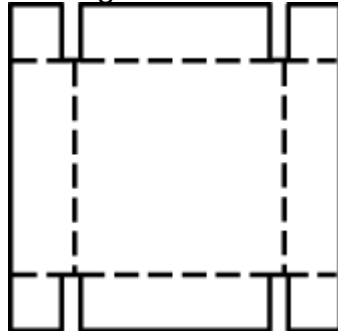
Description : 0910

Montage : M



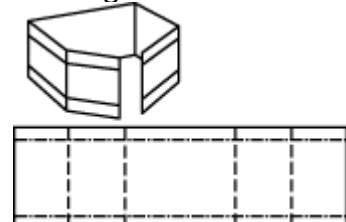
Description : 0911

Montage : M



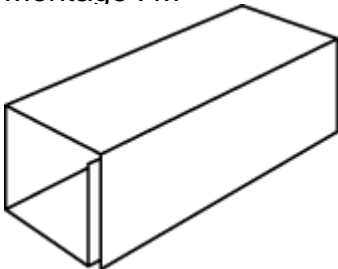
Description : 0913

Montage : M



Description : 0914

Montage : M



Category : 09

Interior fitments such as inside liners, pads, partitions, dividers etc, whether tied to Case Design or as singular items. Any shown number of panels is arbitrary and may be increased or decreased as required.

Coding of interior fitments

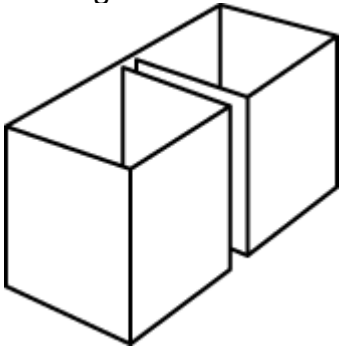
The following range of interior fitments is coded depending on the number of panels used, in any combination of shapes (for computer systems).



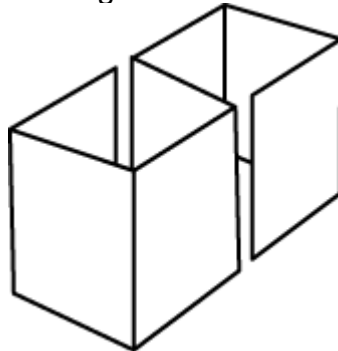
Number of panels	2	3	4	5	6	7	8	09	10
Code	0982	0983	0984	0985	0986	0987	0988	0989	0990
Number of panels	11	12	13	14	15	16	17	18	19
Code	0991	0992	0993	0994	0995	0996	0997	0998	0999

0982/0999
M

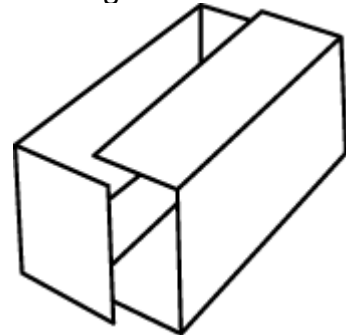
Description : 0920
Montage : M



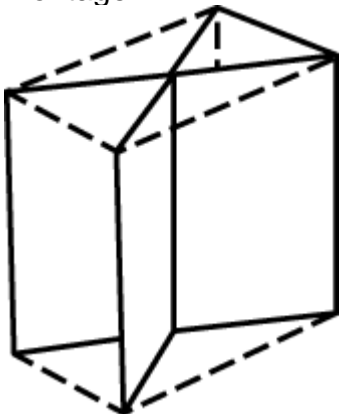
Description : 0921
Montage : M



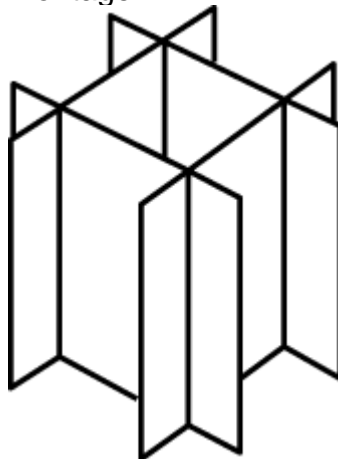
Description : 0929
Montage : M



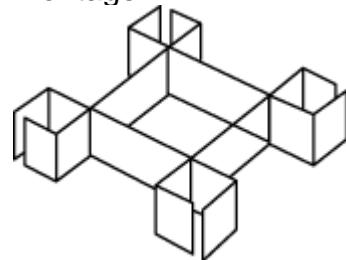
Description : 0930
Montage : M



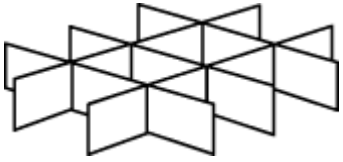
Description : 0931
Montage : M



Description : 0932
Montage : M



Description : 0933
Montage : M

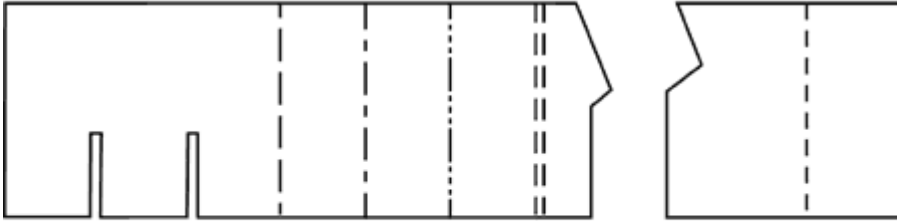


Category : 09

Interior fitments such as inside liners, pads, partitions, dividers etc, whether tied to Case Design or as singular items. Any shown number of panels is arbitrary and may be increased or decreased as required.

Coding of interior fitments

The following range of interior fitments is coded depending on the number of panels used, in any combination of shapes (for computer systems).

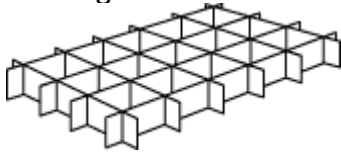


Number of panels	2	3	4	5	6	7	8	09	10
Code	0982	0983	0984	0985	0986	0987	0988	0989	0990
Number of panels	11	12	13	14	15	16	17	18	19
Code	0991	0992	0993	0994	0995	0996	0997	0998	0999

0982/0999
M

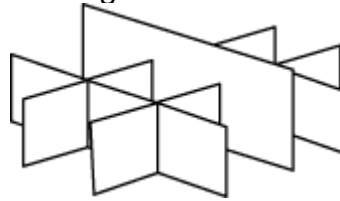
Description : 0934

Montage : M



Description : 0935

Montage : M



Description : 0940

Montage : M



Description : 0941

Montage : M



Description : 0942

Montage : M



Description : 0943

Montage : M



Description : 0944

Montage : M



Category : 09

Interior fitments such as inside liners, pads, partitions, dividers etc, whether tied to Case Design or as singular items. Any shown number of panels is arbitrary and may be increased or decreased as required.

Coding of interior fitments

The following range of interior fitments is coded depending on the number of panels used, in any combination of shapes (for computer systems).



Number of panels	2	3	4	5	6	7	8	09	10
Code	0982	0983	0984	0985	0986	0987	0988	0989	0990
Number of panels	11	12	13	14	15	16	17	18	19
Code	0991	0992	0993	0994	0995	0996	0997	0998	0999

0982/0999
M

Description : 0945

Montage : M



Description : 0946

Montage : M




Description : 0947

Montage : M




Description : 0948

Montage : M



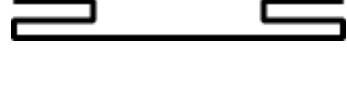
Description : 0949

Montage : M



Description : 0950

Montage : M



Description : 0951

Montage : M



Category : 09

Interior fitments such as inside liners, pads, partitions, dividers etc, whether tied to Case Design or as singular items. Any shown number of panels is arbitrary and may be increased or decreased as required.

Coding of interior fitments

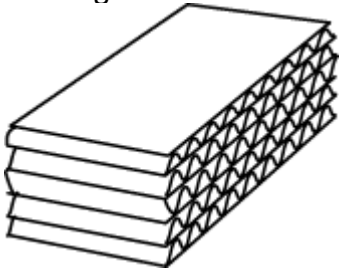
The following range of interior fitments is coded depending on the number of panels used, in any combination of shapes (for computer systems).




Number of panels	2	3	4	5	6	7	8	09	10
Code	0982	0983	0984	0985	0986	0987	0988	0989	0990
Number of panels	11	12	13	14	15	16	17	18	19
Code	0991	0992	0993	0994	0995	0996	0997	0998	0999

0982/0999
M

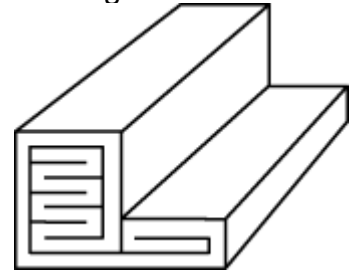
Description : 0965
Montage : M



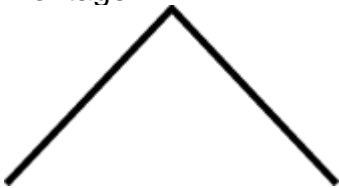
Description : 0966
Montage : M



Description : 0967
Montage : M



Description : 0970
Montage : M



Description : 0971
Montage : M



Description : 0972
Montage : M



Description : 0973
Montage : M



Category : 09

Interior fitments such as inside liners, pads, partitions, dividers etc, whether tied to Case Design or as singular items. Any shown number of panels is arbitrary and may be increased or decreased as required.

Coding of interior fitments

The following range of interior fitments is coded depending on the number of panels used, in any combination of shapes (for computer systems).



Number of panels	2	3	4	5	6	7	8	09	10
Code	0982	0983	0984	0985	0986	0987	0988	0989	0990
Number of panels	11	12	13	14	15	16	17	18	19
Code	0991	0992	0993	0994	0995	0996	0997	0998	0999

0982/0999
M

Description : 0974

Montage : M



Description : 0975

Montage : M



Description : 0976

Montage : M



The terms Box, Container and Case are interchangeable in the context of these descriptions.